



NITI Aayog

National Institution for Transforming
India

Line Data Entry

User Manual

Version 1.0

Revision History

Revision No.	Revision Date	Author	Approved Date	Approved By	Description

Table of Contents....

1	Introduction	4
2	Intended Audience.....	5
3	Login	6
4	Dashboard.....	9
1	Master Data Definition	14
1.1	Coordination Committee.....	14
1.1.1	Coordination Committee List	15
2	Progress Data Entry	17
2.1	India Index Progress Data Entry - Formula.....	17
2.1.1	View Theme Progress Data Entry	19
2.2	Reform Progress Data Entry.....	20
3	Reports.....	22
3.1	Compliance Report.....	22
3.1.1	Global Index Data Entry Compliance Report.....	22
3.1.2	India Index DE Compliance Report	24
3.1.3	India Index - Formula Compliance Report	25
3.1.4	India Index - Reform Action Compliance Report	27
3.1.5	Reform Data Entry Compliance Report	29
3.1.7	Index Config Compliance Report.....	31
3.1.8	Reform Area/Action Compliance Report.....	32
3.2	Progress Report.....	33
3.2.1	India Index Progress Report	33
3.2.2	Statewise Aggregate Reform Score Report.....	34
3.2.3	Detailed Reform Actions Report – Statewise.....	35
3.2.4	Global Index Progress Report	37
3.2.5	Global Index Progress Report – Comparative.....	39
4	User Manual	41
4.1	PPT User Manual List.....	41

4.2	Doc User Manual List.....	42
4.3	Videos	43
5	Contact Support	44
6	Support Ticket.....	45

1 Introduction

The Government of India had decided that to measure and monitor India's performance on various social, economic and other parameters through internationally recognized Global Indices. The goal of this exercise are to use these Indices as tools for self-improvements and bring about reforms in the policies and processes of Government agencies and bring about reforms in the policies and processes of Government agencies and financial institutions while creating a conducive ecosystem for foreign and domestic investment flow.

Goals

- Driving reforms at the National and State level by ranking of States
- Promoting cooperative and competitive federalism
- Enhancing citizen service delivery, ease of living and ease of doing business

About the dashboard:

The dashboard is created to support the Government's decision to leverage the monitoring mechanism of select global indices to drive reforms and growth. The dashboard allows for monitoring of the parameters as per official data as well as the data source used by the publishing agency. The dashboard also allows for monitoring of performance of states and it also inculcates healthy competition among States/UTs through their scoring and ranking on these Indices and Reform Actions.

2 Intended Audience

This User Help Guide is exclusively developed for the use of line data entry user. It explains the process of managing master data definition, progress data entry, generating reports, viewing user manuals, contact support, and support ticket. Care is taken to explain each function in detail!

3 Login

Enter GI Dashboard URL in the web browser address bar and press Enter key.

Login screen will be displayed.



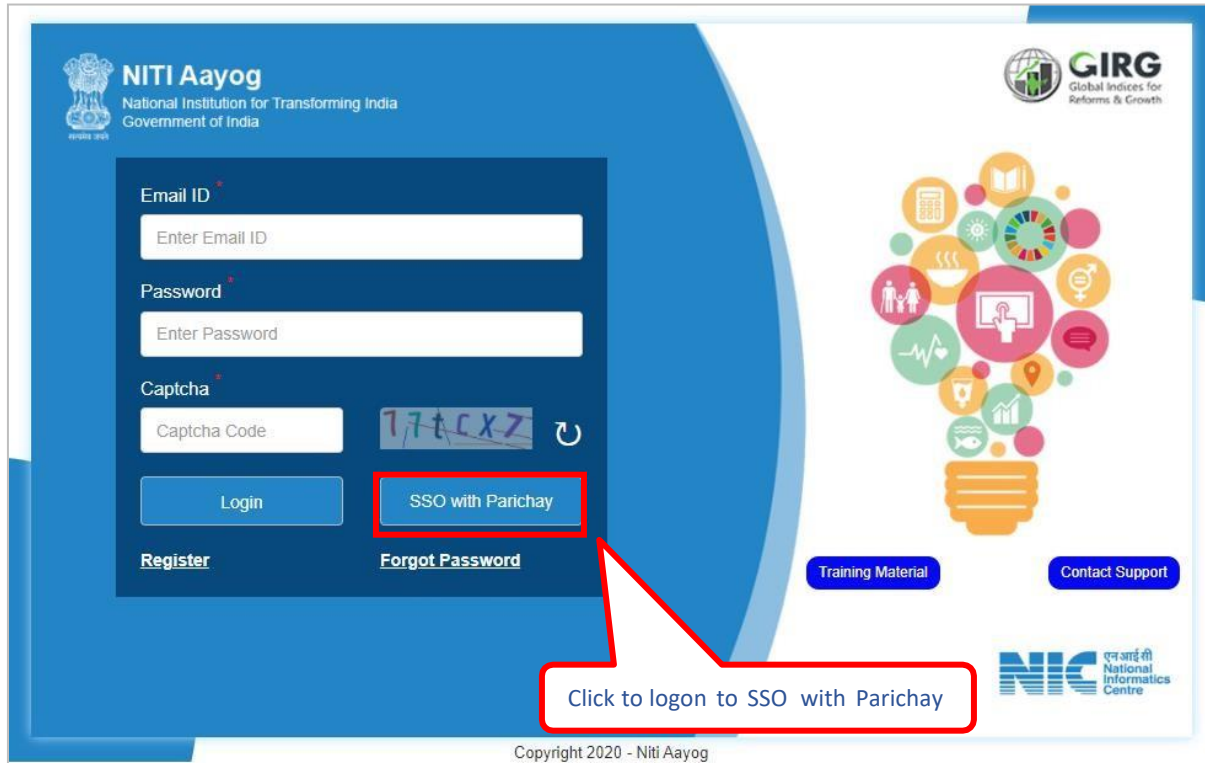
Figure 3-1

Enter following details:

- Email ID: Enter email ID
- Password: Enter password
- CAPTCHA: Enter CAPTCHA code as displayed
- Click [Login](#) button to logon to the GI Dashboard
- Click [Forgot Password?](#) link in case of forgotten password. Reset password link will be forwarded to your registered email id
- If you are a Non-LDAP user, you need to register through Registration page. Click [Register](#) link on Login screen. User Registration page will be displayed. Fill the registration form and submit. After successful submission and authentication, you can login using registered email id as Non-LDAP user.

- Click [Training Material](#) to view training material
- Click [Contact Support](#) to view contact support

For **Registration Through Parichay**, below process will have to be followed.



The screenshot shows the NITI Aayog login interface. The main form contains the following elements:

- Email ID**: Input field with placeholder "Enter Email ID".
- Password**: Input field with placeholder "Enter Password".
- Captcha**: Input field with placeholder "Captcha Code" and a refresh button.
- Login**: Button.
- SSO with Parichay**: Button, highlighted with a red box.
- Register**: Link.
- Forgot Password**: Link.

Additional page elements include the NITI Aayog logo, GIRG logo, a lightbulb icon with various symbols, and buttons for "Training Material" and "Contact Support". The NIC logo is at the bottom right. Copyright 2020 - Niti Aayog is at the bottom center.

- Click [SSO with Parichay](#) to logon to SSO with Parichay
- Provide NIC email id (.nic/.gov) and password in the below screen.

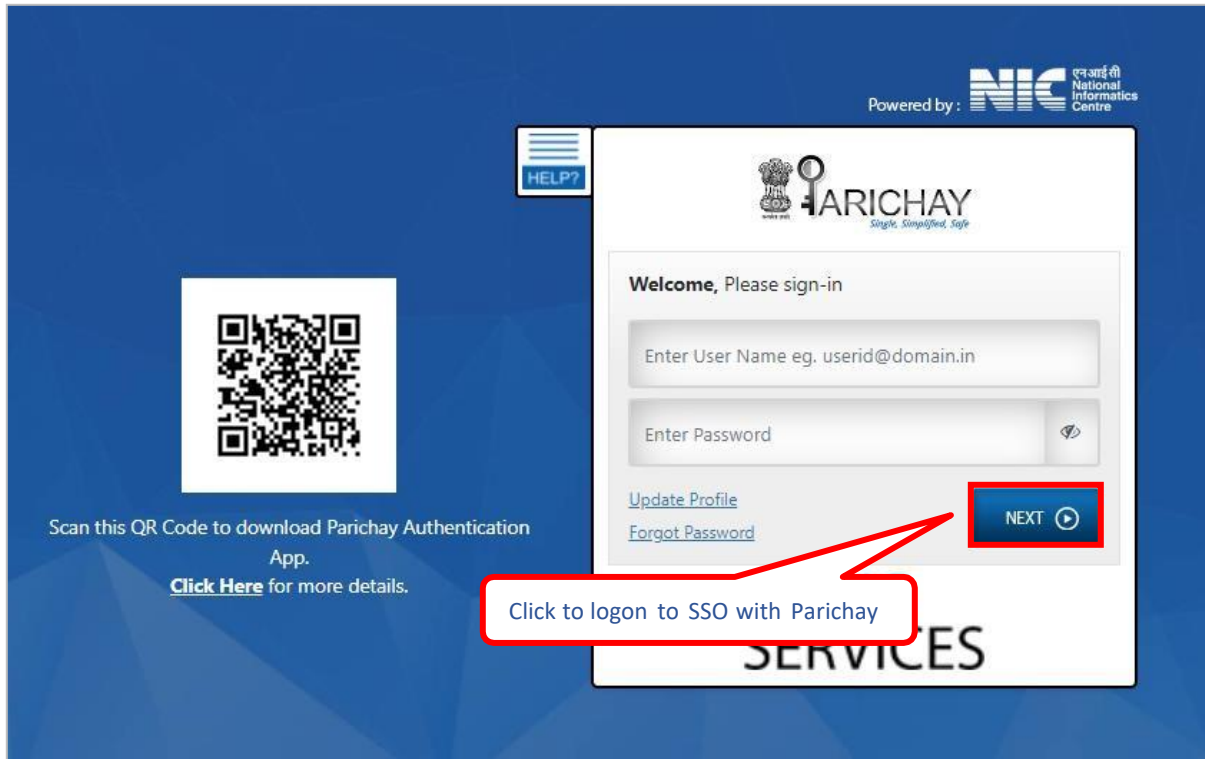



Figure 3-2

Enter following details:

- Enter Username
- Password: Enter password
- CAPTCHA: Enter CAPTCHA code as displayed
- Click  button to logon with SSO Parichay

4 Dashboard

➤ Index Hyperlink Details-

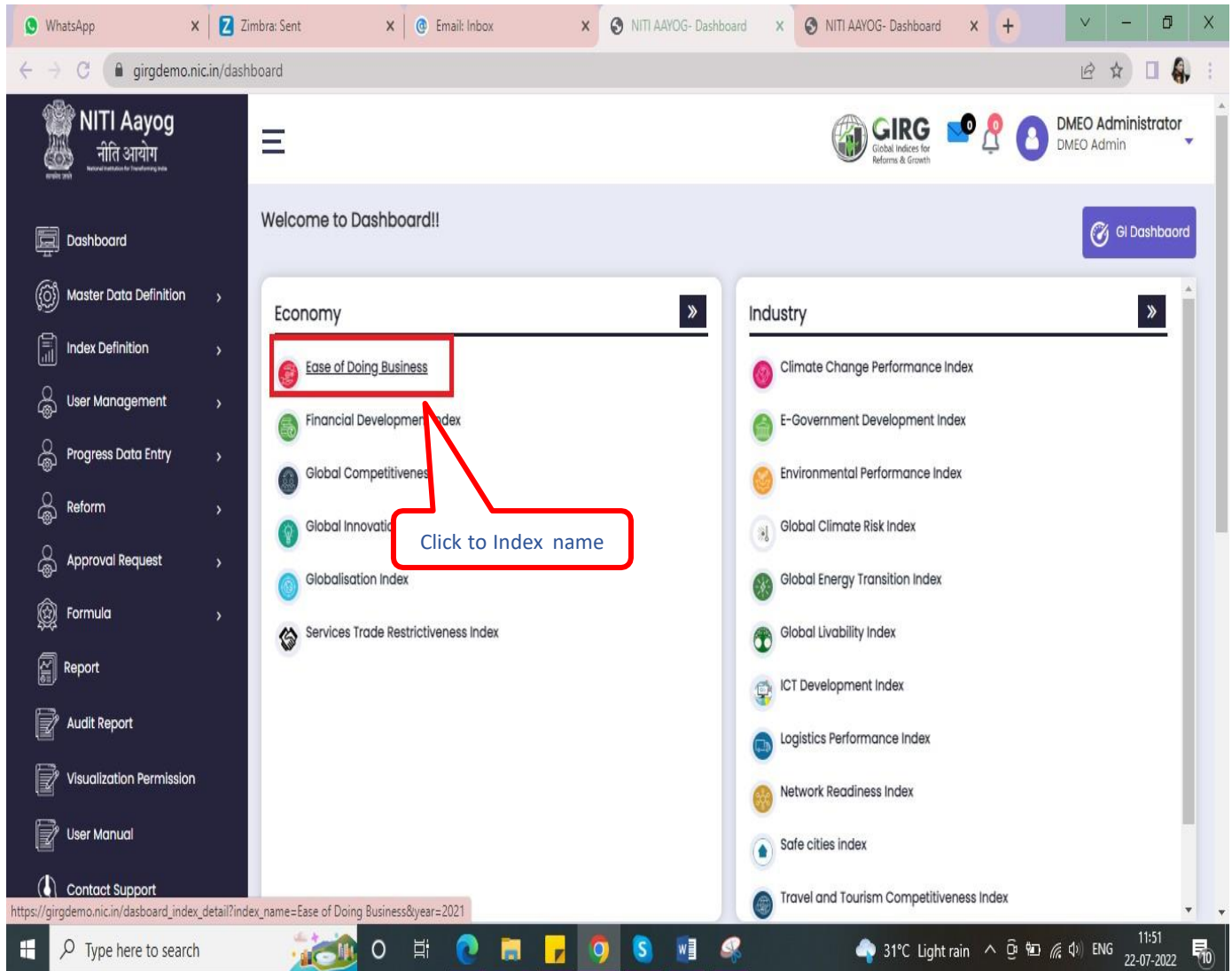


Figure 4-1

- Click to Index name to check Index Details for India Index as well as Global Index-

Dashboard Index Details

Year

2021

Click to download and Print

Dashboard Index Details

S.No.	Year	Index Name	Type of Index	Responsible Nodal M/Ds	Total No of Line M/Ds	Total No. of Theme	No of Themes Configured	Total No. of Indicator	No. of Indicators(parameters/sub-parameters/sub-sub parameters) Configured	Global Publishing Agency	India's Global Rank	No. of Countries mapped
1	2021	Ease of Doing Business_india	India Index-Formula	Department for Promotion of Industry and Internal Trade	3	6	0	5	0	NA	NA	NA
2	2021	Ease of Doing Business	Global Index	Department for Promotion of Industry and Internal Trade	NA	0	10	0	37	1. World Bank Group	63	189

Figure 4-2

➤ Click  to view GI Dashboard.



Figure 4-1

Dashboard screen will be displayed;

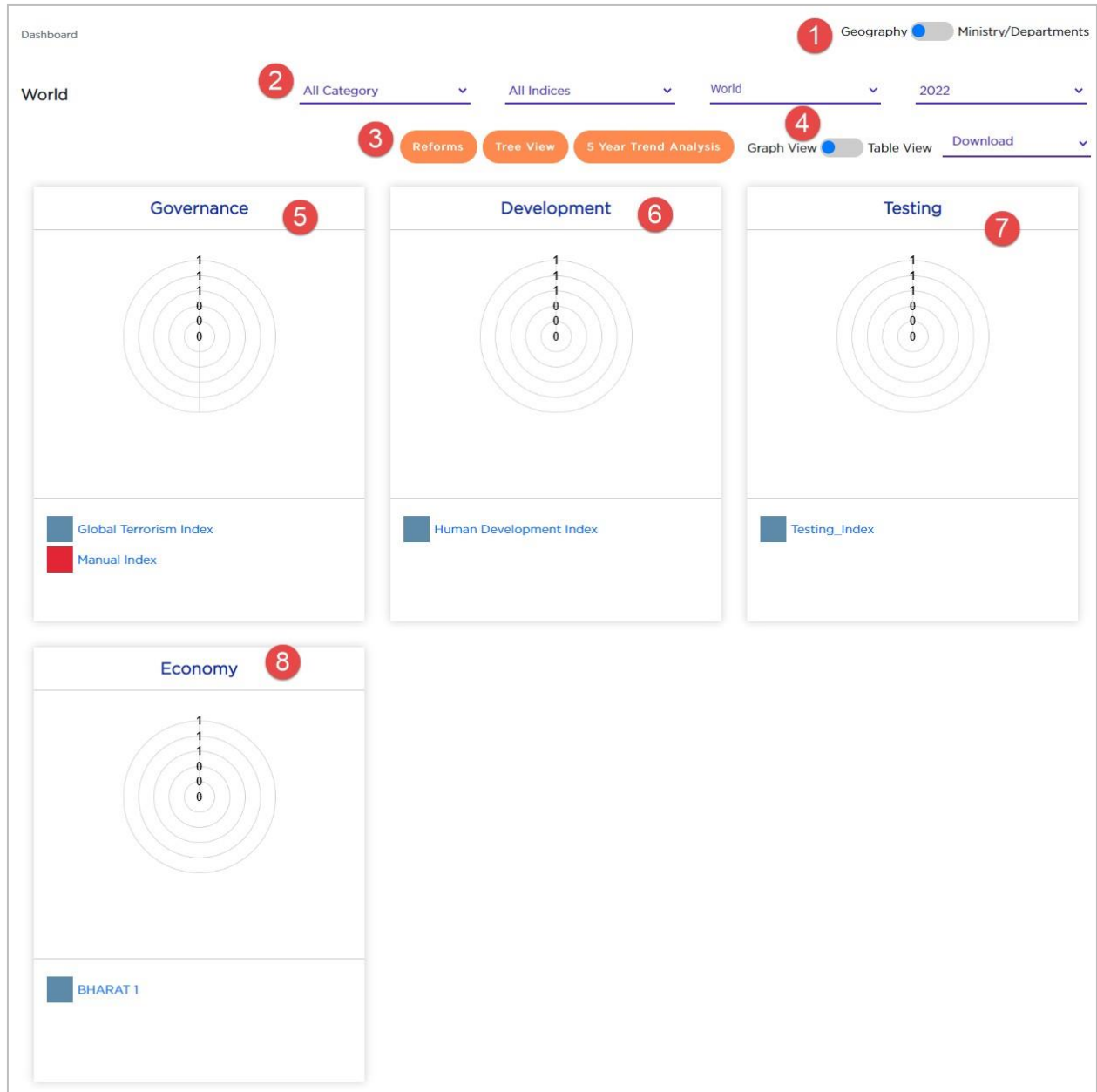




















Figure 4-2


	<p>Click  to switch to Geography and Ministry/Departments</p>
	<p>Line data entry user can search data by category, indices, world, year and or download to generate graph and table view of governance, development, testing, and economy.</p>
	<ul style="list-style-type: none"> • Click  to view reforms • Click  to see tree view • Click  to view 5 year trend analysis
	<p>Click  to switch to graph view and table view</p>
	<p>Displays graph for governance;</p> <ul style="list-style-type: none"> • Click  Global Terrorism Index to view global terrorism index • Click  Manual Index to view manual index
	<p>Displays graph for development;</p> <ul style="list-style-type: none"> • Click  Human Development Index to view human development index
	<p>Displays graph for testing;</p> <ul style="list-style-type: none"> • Click  Testing_Index to view testing index
	<p>Displays graph for economy;</p> <ul style="list-style-type: none"> • Click  BHARAT 1 to view global index

1 Master Data Definition

Line data entry user can manage coordination committee.

1.1 Coordination Committee

Path: Master Data Definition>> Coordination Committee

Click  on top right corner of coordination committee listing screen to expand search window;

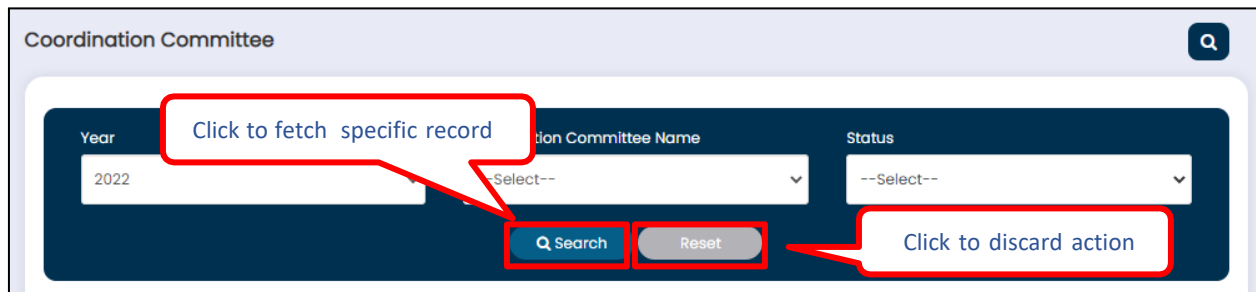
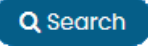
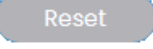
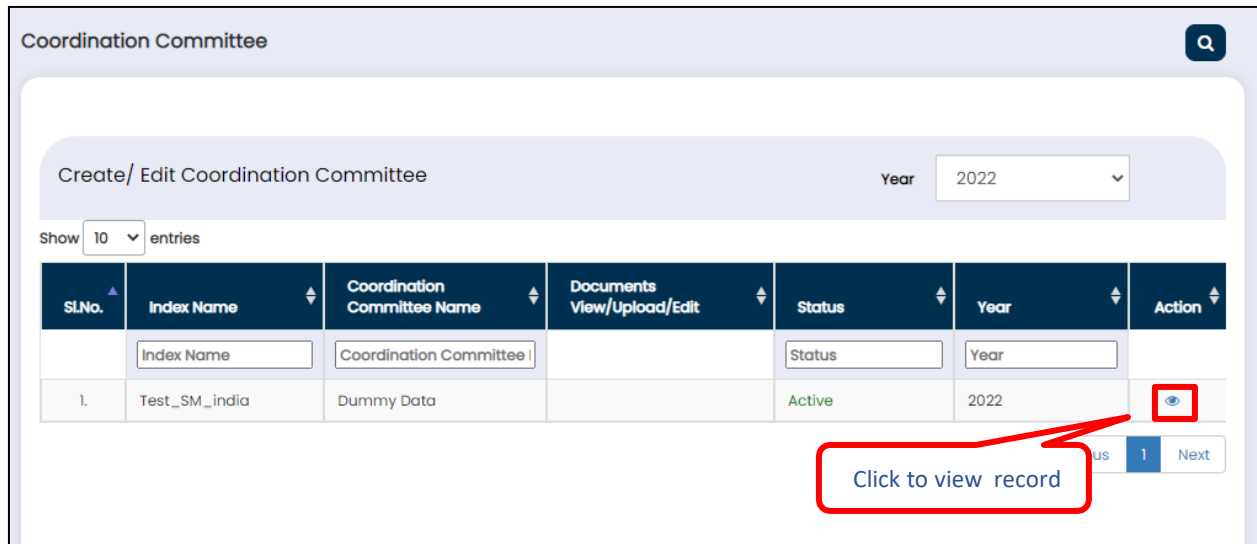


Figure 1-1

- You can search State/UT/City records by name, code, and status.
- Enter search criteria and click  button to fetch specific record.
- Click  to discard action.
- By default, all Coordination Committee records will be displayed in list mode with following column headings;


1.1.1 Coordination Committee List



Coordination Committee

Create/ Edit Coordination Committee Year 2022


Show 10 entries

Sl.No.	Index Name	Coordination Committee Name	Documents View/Upload/Edit	Status	Year	Action
1.	Test_SM_india	Dummy Data		Active	2022	

Click to view record

Figure 1-2

Coordination committee records will be displayed with following column headings;

- Sl. No.
- Index Name
- Coordination Committee Name
- Documents View/Upload/Edit
- Status
- Year
- Action
 - Click  (view) icon to view the record

1.1.1.1 View Coordination Committee

Coordination Committee details will be displayed with following column headings:

Coordination Committee Detail

Detail

Index Name	Coordination Committee Name
Test_SM_india	Dummy Data

Sl.No.	Organization Type	Organization Type	Organization Name	User Role	User Detail
1	Central Ministry	Nodal	QC Testing Ministry	Nodal Approver	Username: harris.nodal_approver@yopmail.com Designation: Nodal Approver Email: harris.nodal_approver@yopmail.com Phone No: 1020304050

[← Back](#)

Figure 1-3

- Index Name
- Coordination
- Committee Name
- Sl.No.
- Organization Type
- Organization Type
- Organization Name
- User Role
- User Detail

2 Progress Data Entry

Line data entry user can manage index progress data entry – formula, and reform progress data entry.

2.1 India Index Progress Data Entry - Formula

Path: Progress Data Entry >> India Index Progress Data Entry - Formula

Line data entry user can view India Index Progress Data Entry – Formula.

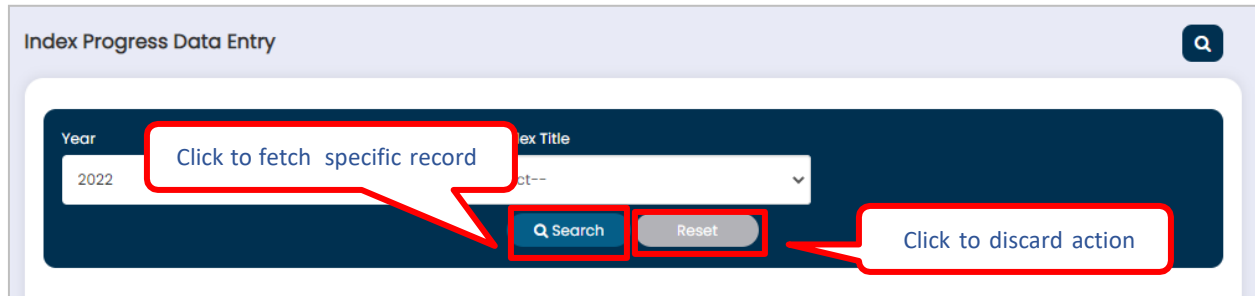







Figure 2-1

- You can search India Index Progress Data Entry – Formula by Year and or Index Name
- Enter search criteria and click **Search** button to fetch specific record.
- Click **Reset** to discard action.

[Download](#)

India Index Progress Data Entry - Formula Year: 2022


Show 10 entries Search:

SNo.	India Index	Nodal Ministry/Department	Start Date	End Date	Last Updated Date	Status	Year	Action
1.	BHARAT 1_india	Department of School Education and Literacy	2022-03-31	2022-04-01	2022-04-05	Active	2022	
2.	E-Government Development Index_india	Ministry of Electronics and Information Technology	2021-08-01	2022-12-31	2022-03-23	Active		
3.	Gender Inequality Index_india	DMEO	0000-11-29	0000-11-29	2022-03-			
4.	Global Terrorism Index_india	Ministry of Electronics and Information Technology	2023-01-17	2023-01-17	2022-03-23	Active	2022	
5.	Human Capital Index_india_india	Department of School Education and Literacy	2022-01-01	2022-12-31	2022-03-23	Active	2022	

[Click to view record](#)

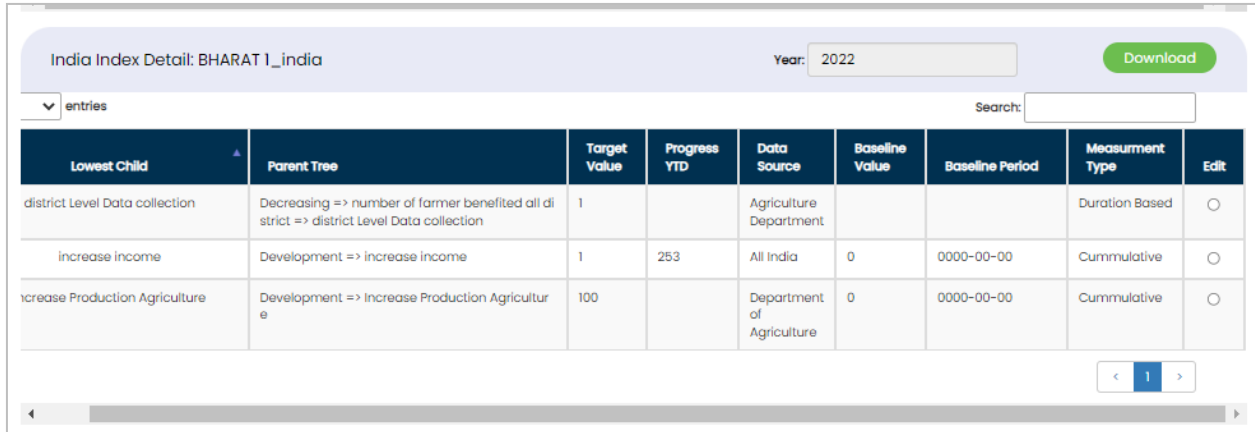
Figure 2-2

India Index Progress Data Entry - Formula records will be displayed with following column headings:

- SNo.
- India Index
- Line Ministry/Department
- Start Date
- End Date
- Last Updated Date
- Status
- Year
- Action
 - Click  (view) icon to view the record




2.1.1 View Theme Progress Data Entry

- Click  (view) icon to view the record



India Index Detail: BHARAT 1_india Year: 2022 [Download](#)

entries Search:

Lowest Child	Parent Tree	Target Value	Progress YTD	Data Source	Baseline Value	Baseline Period	Measurement Type	Edit
district Level Data collection	Decreasing => number of farmer benefited all district => district Level Data collection	1		Agriculture Department			Duration Based	
increase income	Development => increase income	1	253	All India	0	0000-00-00	Cummulative	
increase Production Agriculture	Development => Increase Production Agriculture	100		Department of Agriculture	0	0000-00-00	Cummulative	

< 1 >

Figure 2-3

India Index Detail will be displayed with following column headings:

- Lowest Child
- Parent Tree
- Target Value
- Progress YTD
- Data Source
- Baseline Value
- Baseline Period
- Measurement Type
- Edit

2.2 Reform Progress Data Entry

Path: Progress Data Entry >> Reform Progress Data Entry

Line data entry user can view Reform Action Progress Data Entry.

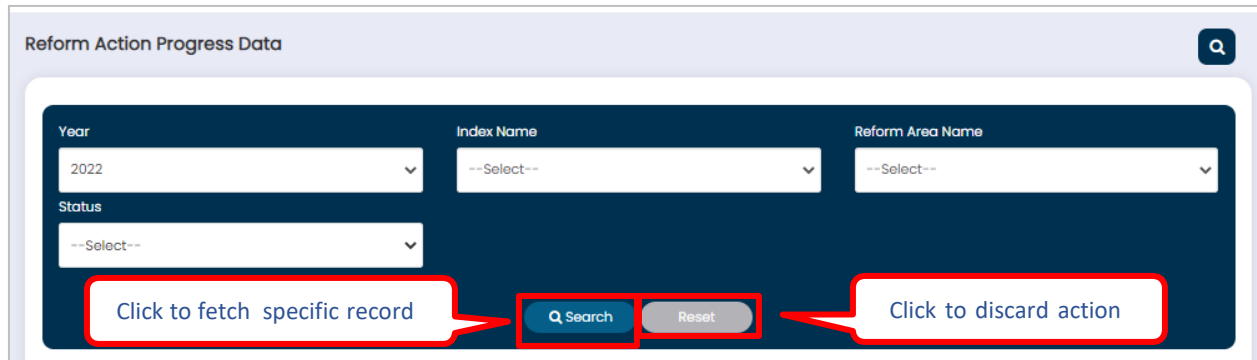
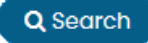





Figure 2-4

- You can search Reform Action Progress Data Entry by Year, Index Name, Reform Area Name and Status.
- Enter search criteria and click  button to fetch specific record.
- Click  to discard action.

Reform Action Progress Data List Year 2022


Show 10 entries

SNo.	Index Name	Reform Area Name	Status	Year	Action
	<input type="text" value="Index Name"/>	<input type="text" value="Reform Area Name"/>	<input type="text" value="Status"/>	<input type="text" value="Year"/>	
1.	test_india	test case 1	Active	2022	
2.	test_india	test India 45	Active	2022	

[Click to view record](#) 1 Next

Figure 2-5

Reform Action Progress Data List are displayed with following column headings:

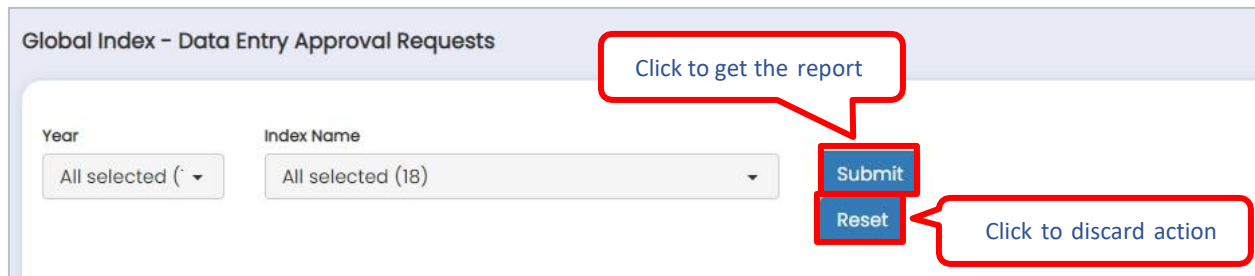
- SNo.
- Index Name
- Reform Are Name
- Status
- Year
- Action
 - Click  (view) icon to view the record

3 Reports

Line data entry user can view compliance report and progress report.

3.1 Compliance Report

3.1.1 Global Index Data Entry Compliance Report



Global Index - Data Entry Approval Requests

Year: All selected ()

Index Name: All selected (18)

Submit

Reset

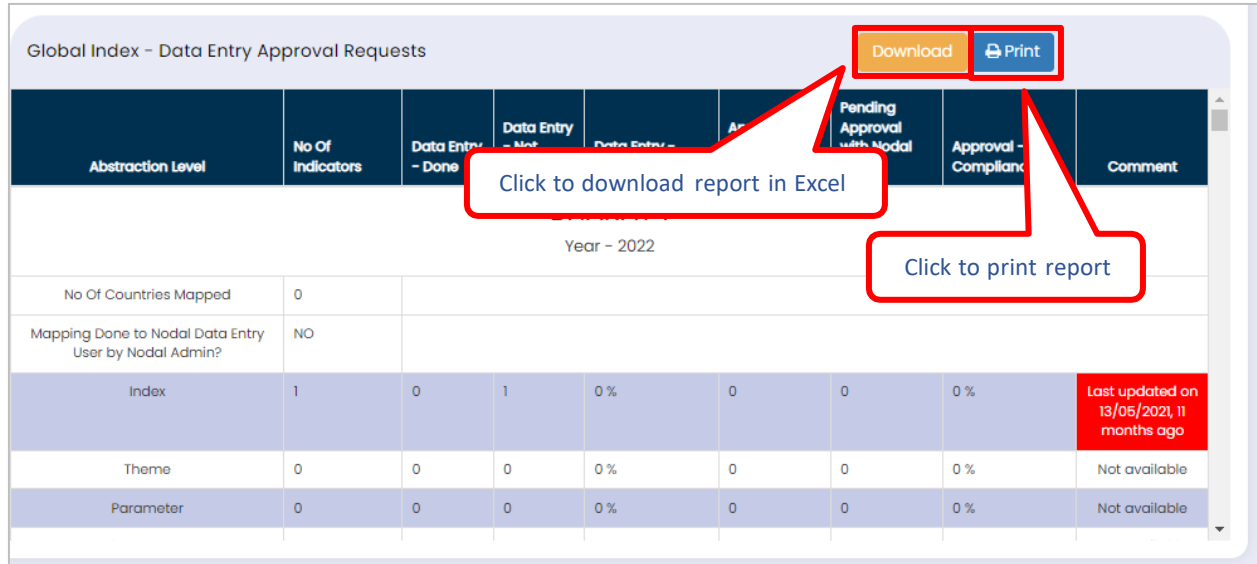
Click to get the report

Click to discard action

Figure 3-1

- You can get Global Index Data Entry Compliance Report by year and index name
- Enter criteria and click **Submit** button to get report.
- Click **Reset** to discard action.



Report will be displayed with following column headings:



Global Index - Data Entry Approval Requests

Abstraction Level	No Of Indicators	Data Entry - Done	Data Entry - Not Done	Data Entry - Compliance	Approval Done by Line Officer	Pending Approval with Line Officer	Approval - Compliance	Comment
Year - 2022								
No Of Countries Mapped	0							
Mapping Done to Nodal Data Entry User by Nodal Admin?	NO							
Index	1	0	1	0 %	0	0	0 %	Last updated on 13/05/2021, 11 months ago
Theme	0	0	0	0 %	0	0	0 %	Not available
Parameter	0	0	0	0 %	0	0	0 %	Not available

Figure 3-2

- Abstraction Level
- No Of Indicators
- Data Entry - Done
- Data Entry - Not Done
- Data Entry -Compliance
- Approval Done by Line Officer
- Pending Approval with Line Officer
- Approval - Compliance
- Comment
- Click  to download report in Excels
- Click  to print report

3.1.2 India Index DE Compliance Report

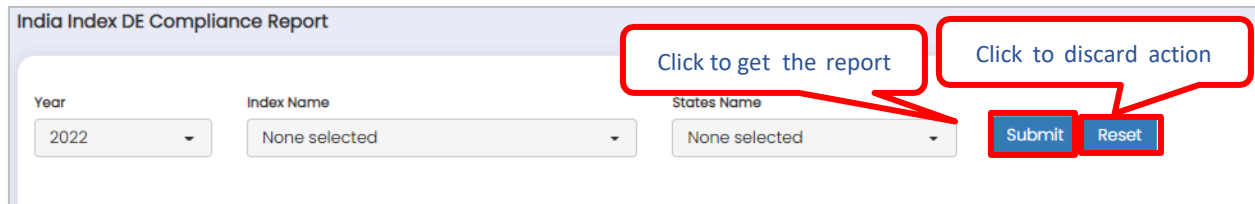




Figure 3-3



- You can get India Index DE Compliance Report by year, index name, and states name
- Enter criteria and click  button to get report.
- Click  to discard action.

Report will be displayed with following column headings:

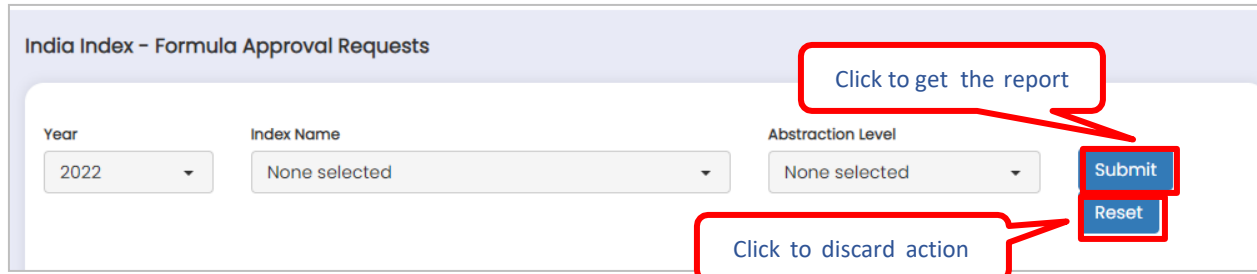


BHARAT 1_india					
Index mapped to Nodal Officer	No				
Index mapped to DMEO GI Admin	No				
Total Number of Lowest Childs	0				
Compliance on Index Mapping Activities					
State/UT	No of Lowest Child Mapped to State/UT	No of Lowest Child where User Mapping done to Line/State Admin	User Responsible for Mapping lowest child to Line /State Admin	No of Lowest Child where User Mapping done to Line/State Data Entry	User Responsible for Mapping lowest child to Line /State Data Entry User
Total	0	0		0	

Figure 3-4

- State/UT
- No of Lowest Child Mapped to State/UT
- No of Lowest Child where User Mapping done to Line/State Admin
- User Responsible for Mapping lowest child to Line /State Admin
- No of Lowest Child where User Mapping done to Line/State Data Entry
- User Responsible for Mapping lowest child to Line /State Data Entry User
- Click  to download report in Excels
- Click  to print report

3.1.3 India Index - Formula Compliance Report



India Index - Formula Approval Requests

Year: 2022 | Index Name: None selected | Abstraction Level: None selected

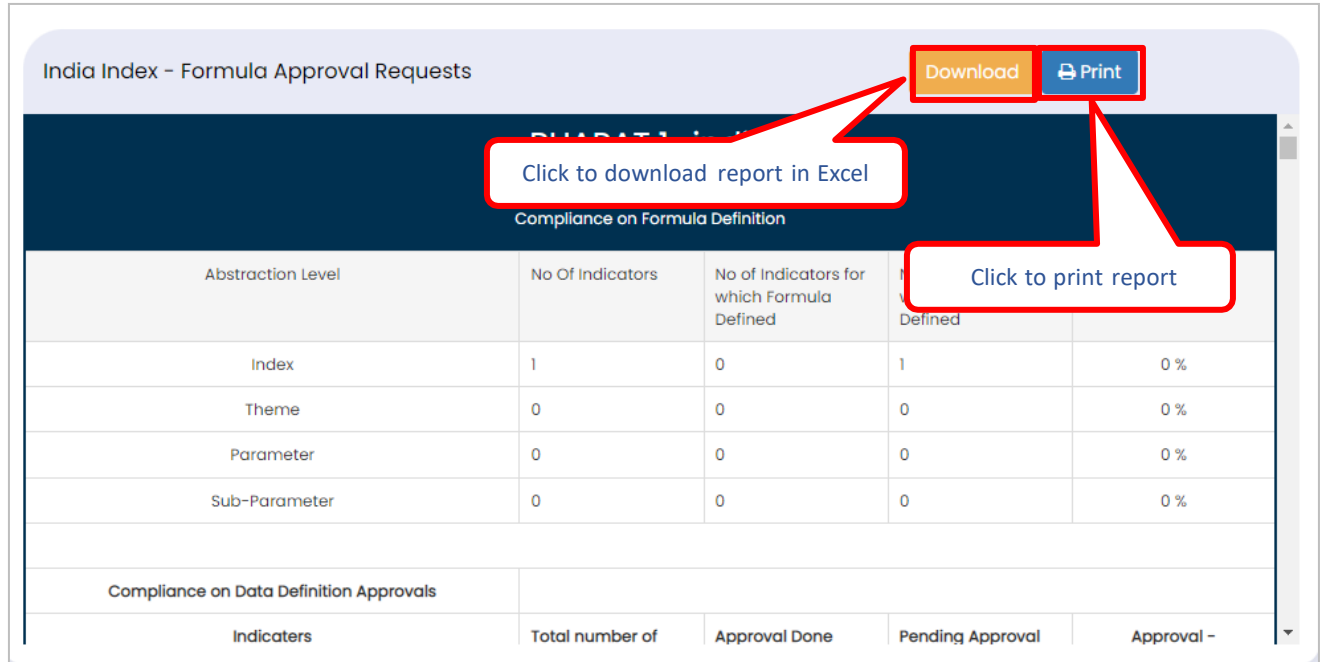
Buttons: Submit, Reset

Callouts: "Click to get the report" (pointing to Submit), "Click to discard action" (pointing to Reset)

Figure 3-5

- You can get India Index - Formula Compliance Report by year, index name, and abstraction name
- Enter criteria and click **Submit** button to get report.
- Click **Reset** to discard action.

Report will be displayed with following column headings:



India Index - Formula Approval Requests

Download Print

Click to download report in Excel



Click to print report

Abstraction Level	No Of Indicators	No of Indicators for which Formula Defined	No of Indicators for which Formula not Defined	Formula - Compliance
Index	1	0	1	0 %
Theme	0	0	0	0 %
Parameter	0	0	0	0 %
Sub-Parameter	0	0	0	0 %

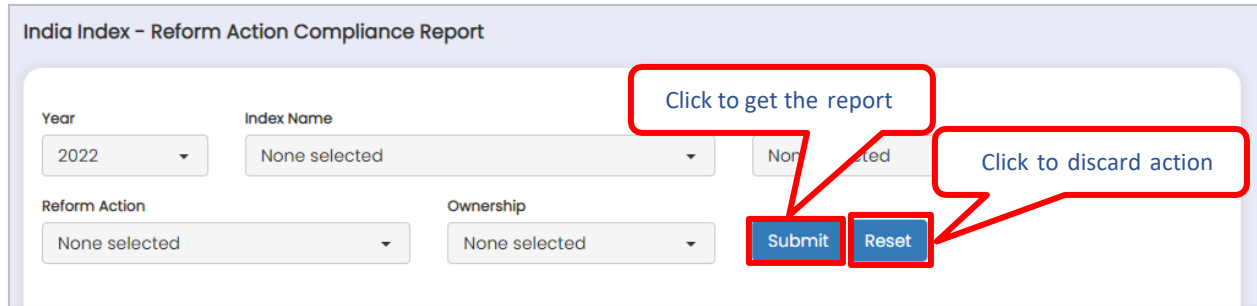
Compliance on Data Definition Approvals

Indicators	Total number of	Approval Done	Pending Approval	Approval -
------------	-----------------	---------------	------------------	------------

Figure 3-6

- Abstraction Level
- No Of Indicators
- No of Indicators for which Formula Defined
- No of Indicators for which Formula not Defined
- Formula - Compliance
- Click  to download report in Excels
- Click  to print report

3.1.4 India Index - Reform Action Compliance Report



India Index - Reform Action Compliance Report

Year: 2022

Index Name: None selected

Reform Action: None selected

Ownership: None selected

Buttons: Submit, Reset

Callouts: Click to get the report (pointing to Submit), Click to discard action (pointing to Reset)

Figure 3-7

- You can get India Index - Reform Action Compliance Report by year, index name, reform area, reform action, and ownership
- Enter criteria and click **Submit** button to get report.
- Click **Reset** to discard action.

Report will be displayed with following column headings:



India Index - Reform Action Compliance Report



Download Print

Click to download report in Excel

Click to print report

Reform Areas	Reform Actions	Priority	Ownership	State/UT Assigned	Last Commitment Made	Last Commitment Date	If Last Commitment Made - Updated (Y/N)
BHARAT 1_india							
Year - 2022							
No Data Available							
E-Government Development Index_india							
Year - 2022							
No Data Available							

Figure 3-8

- Reform Areas
- Reform Actions
- Priority
- Ownership
- State/UT Assigned
- Last Commitment Made
- Last Commitment Date
- If Last Commitment Made - Updated (Y/N) Comment
- Click  to download report in Excels
- Click  to print report

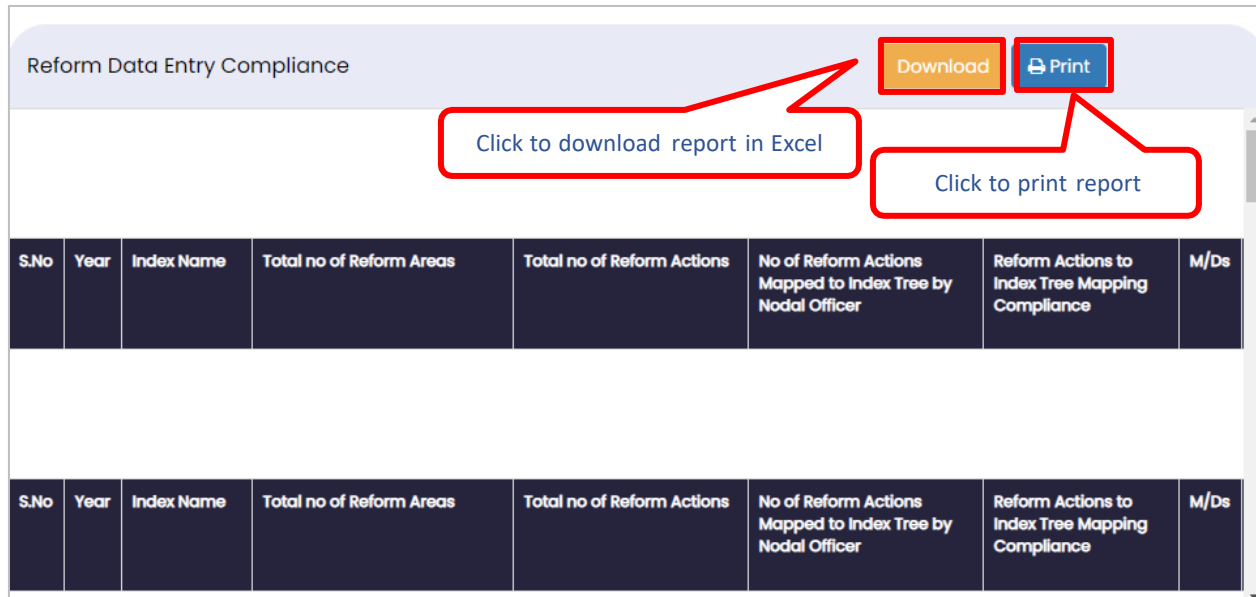
3.1.5 Reform Data Entry Compliance Report



Figure 3-9



- You can get Reform Data Entry Compliance Report by year, index name, and ownership; If you select ownership as Line/Line, you need to select Ministry; If you select ownership as State, you need to select State Name;
-
- Enter criteria and click **Submit** button to get report.
- Click **Reset** to discard action.

Report will be displayed with following column headings:



S.No	Year	Index Name	Total no of Reform Areas	Total no of Reform Actions	No of Reform Actions Mapped to Index Tree by Nodal Officer	Reform Actions to Index Tree Mapping Compliance	M/Ds

Figure 3-10

- S.No
- Year
- Index Name
- Total no of Reform Areas
- Total no of Reform Actions
- No of Reform Actions Mapped to Index Tree by Line Officer
- Reform Actions to Index Tree Mapping Compliance
- M/Ds
- Number of Reform Actions Assigned
- No. of Reform Actions mapped to Line/Line Data Entry User
- User Responsible for Mapping
- Reform Actions Mapping to Data Entry User - Compliance
- Total number of Data Entry to be done (No. of RAs x No of States/UT Mapped to each RAs)
- Progress Update – Done
- Progress Update – Pending
- Data Entry –Compliance
- Approval Done by Admin
- Pending Approval with Admin
- Approval - Compliance
- Click  to download report in Excels
- Click  to print report

3.1.6 Index Config Compliance Report

Index Config Compliance Report

Year

Index Name

Submit

Reset

2022

None selected

- You can get Index Config Compliance Report by organization type and organization name
- Enter criteria and click **Submit** button to get report.
- Click **Reset** to discard action.

Report will be displayed with following column headings:

Index Config Compliance Report

Year

Index Name

Submit

Reset

2022

2022-Financial Development Index

Index Config Compliance Report

Download
Print

Configuration Part												
S.No.	Year	Index Name	Type of Index	Responsible Nodal Ministry	Responsible Line Ministry	Total No. of Line M/Ds	Compliance of Line M/Ds	Formula(Index) added	Total no. of Themes	No of Thems Configured	Theme Configuration Compliance	Formula(theme added)
1	2022	Financial Development Index	Global Index	1. Department of Economic Affairs	NA	NA	NA	NA	0	2	0.00 %	NA

3.1.7 Reform Area/Action Compliance Report

Reform Area/Action Compliance Report

Year: Index Name:

- You can Reform Area/Action Compliance Report by organization type and organization name
- Enter criteria and click button to get report.
- Click to discard action.

Report will be displayed with following column headings:

Reform Area/Action Compliance Report

Year: Index Name:

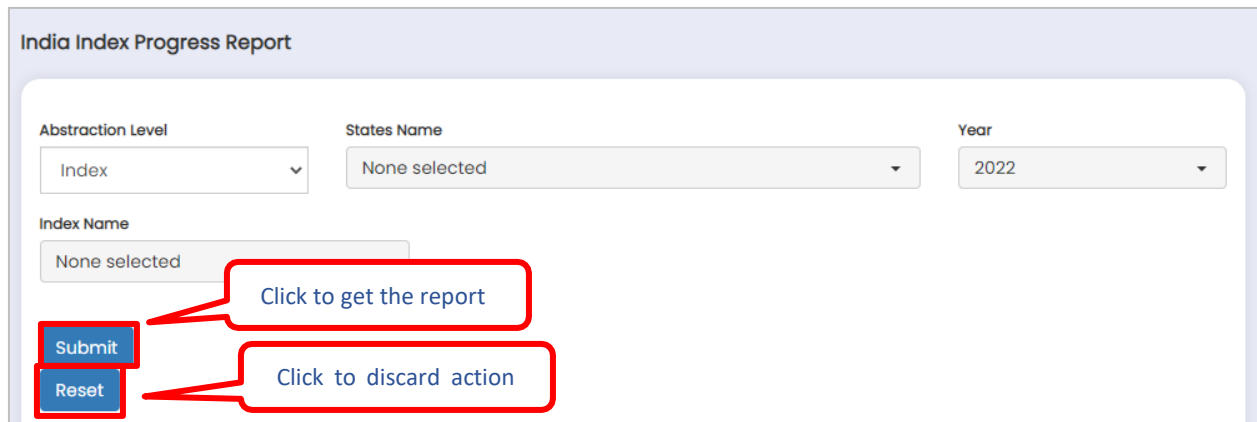
Reform Area/Action Compliance Report

Click to download and print report in Excel

S.No.	Year	Index	Theme	Parameter Name	Type (Para/Sub-Para)	Responsible M/Ds Name (N/L)	Number of Responsible M/Ds (N/L)	Reform Area Specified (Mapped)	Reform Action Specified (Mapped)	Targets Completion Date entered number	Targets Completion Date
1	2021	E-Government Development Index_india	Human Capital Index	NA	NA	1. Ministry of Electronics and Information Technology (Nodal) 2. Department of School Education and Literacy (Line)	2	4	25	25	100 %

3.2 Progress Report

3.2.1 India Index Progress Report



India Index Progress Report

Abstraction Level: Index

States Name: None selected

Year: 2022

Index Name: None selected

Submit: Click to get the report

Reset: Click to discard action

Figure 3-11

- You can get India Index Progress Report by abstraction level, states name, year, and index name
- Enter criteria and click **Submit** button to get report.
- Click **Reset** to discard action.

3.2.2 Statewise Aggregate Reform Score Report

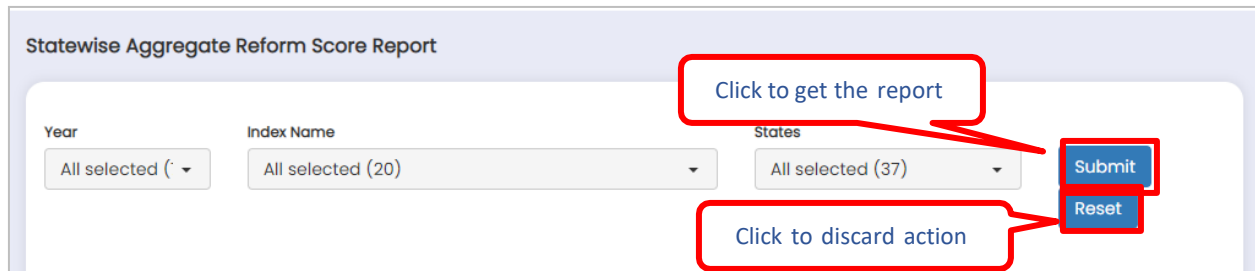


Figure 3-12

- You can get Statewise Aggregate Reform Score Report by year, index name, and states
- Enter criteria and click **Submit** button to get report.
- Click **Reset** to discard action.


Report will be displayed with following column headings:



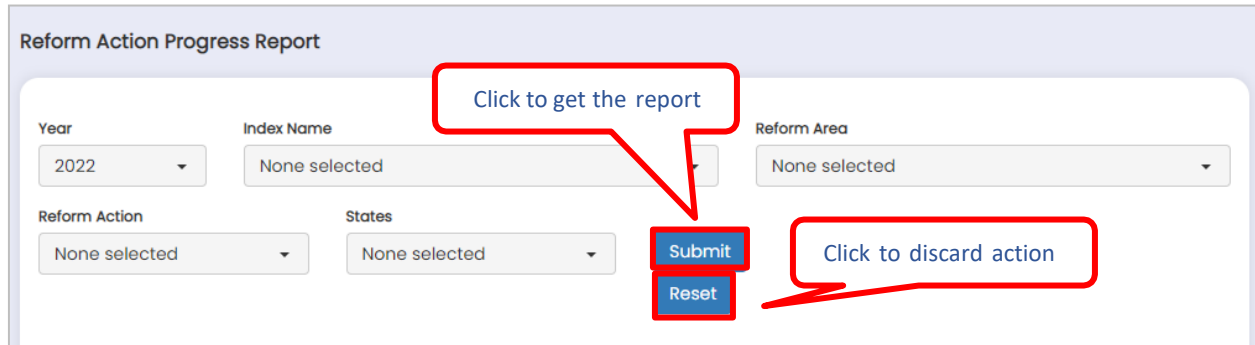
States/UT	No of Reform Actions Assigned	No of Reform Actions for which Progress Update Done	Progress Update Compliance	Total Reform Score	Rank
E-Government Development Index_india Year - 2022					

Figure 3-13

- States/UT
- No of Reform Actions Assigned
- No of Reform Actions for which Progress Update Done
- Progress Update Compliance
- Total Reform Score
- Rank
- Click **Download** to download report in Excels

- Click  to print report

3.2.3 Detailed Reform Actions Report – Statewise



Reform Action Progress Report

Year: 2022

Index Name: None selected

Reform Area: None selected

Reform Action: None selected

States: None selected

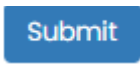

Submit

Reset

Click to get the report

Click to discard action



Figure 3-14

- You can get Detailed Reform Actions Report – Statewise by year, index name, reform area, reform action, and states
- Enter criteria and click  button to get report.
- Click  to discard action.

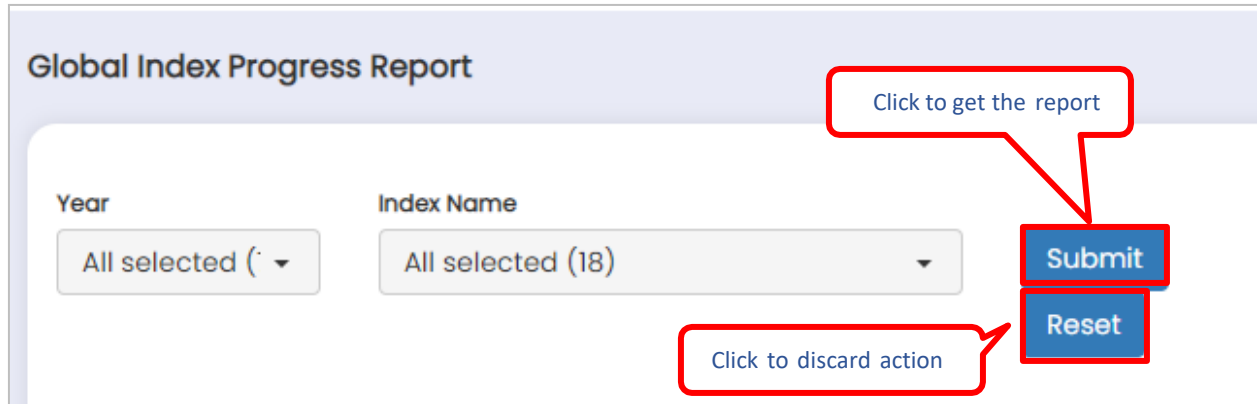
Report will be displayed with following column headings:



Figure 3-15

- Reform Area
- Reform Actions
- Theme/ Parameter Linked to Reform Action
- Priority
- Target Completion Date
- States/UT
- Reform Action Progress Status
- Comment
- Click  to download report in Excels
- Click  to print report

3.2.4 Global Index Progress Report



Global Index Progress Report

Year: All selected (')

Index Name: All selected (18)

Submit

Reset

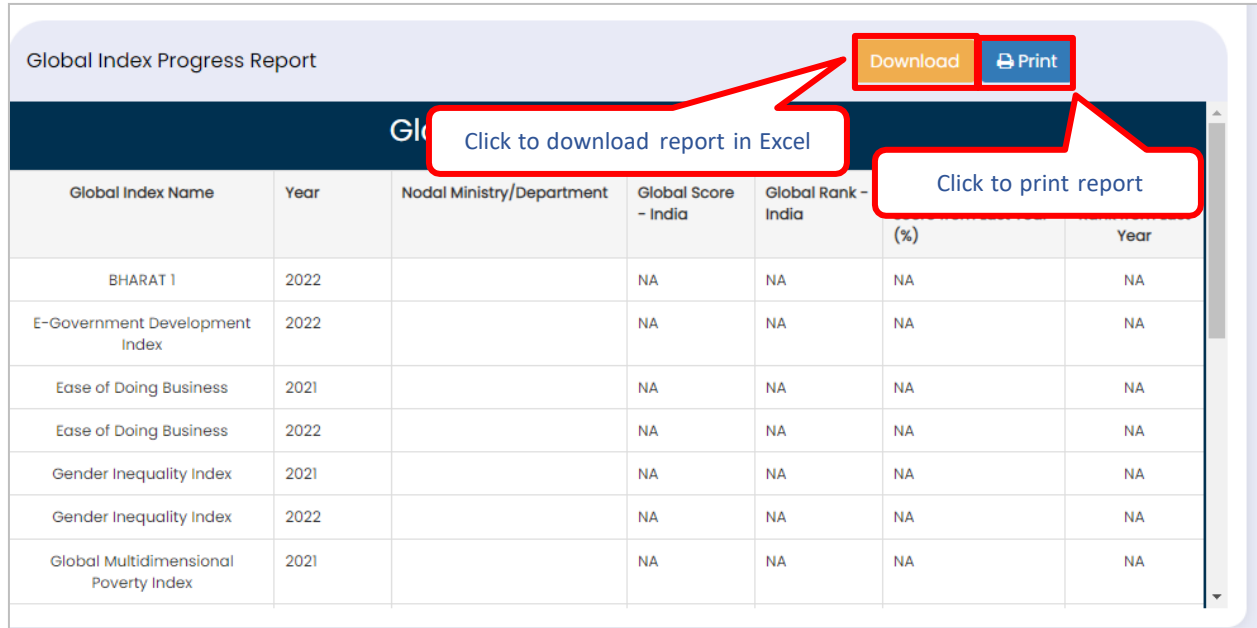
Click to get the report

Click to discard action

Figure 3-16

- You can get Global Index Progress Report by year and index name
- Enter criteria and click **Submit** button to get report.
- Click **Reset** to discard action.

Report will be displayed with following column headings:



Global Index Progress Report



Download Print

Click to download report in Excel

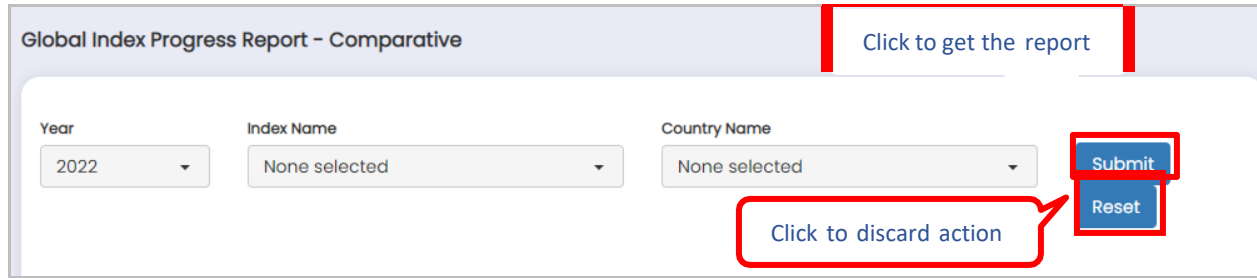
Click to print report

Global Index Name	Year	Nodal Ministry/Department	Global Score - India	Global Rank - India	Improvement in score from Last Year (%)	Change in Rank from Last Year
BHARAT 1	2022		NA	NA	NA	NA
E-Government Development Index	2022		NA	NA	NA	NA
Ease of Doing Business	2021		NA	NA	NA	NA
Ease of Doing Business	2022		NA	NA	NA	NA
Gender Inequality Index	2021		NA	NA	NA	NA
Gender Inequality Index	2022		NA	NA	NA	NA
Global Multidimensional Poverty Index	2021		NA	NA	NA	NA

Figure 3-17

- Global Index Name
- Year
- Line Ministry/Department
- Global Score - India
- Global Rank – India
- Improvement in score from Last Year (%)
- Change in Rank from Last Year
- Click  to download report in Excels
- Click  to print report

3.2.5 Global Index Progress Report – Comparative



Global Index Progress Report - Comparative

Click to get the report

Year: 2022

Index Name: None selected

Country Name: None selected

Submit

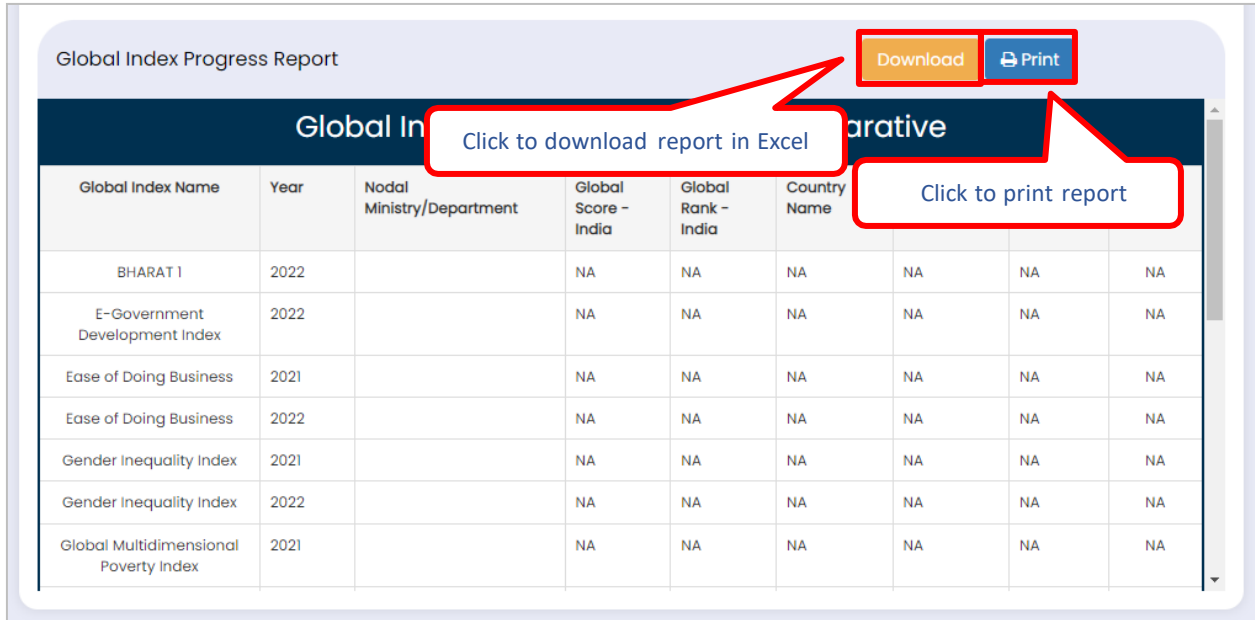
Reset

Click to discard action

Figure 3-18

- You can get Global Index Progress Report by year, index name, and country name
- Enter criteria and click **Submit** button to get report.
- Click **Reset** to discard action.

Report will be displayed with following column headings:



Global Index Progress Report

Download Print

Global Index Comparative

Click to download report in Excel

Click to print report

Global Index Name	Year	Nodal Ministry/Department	Global Score - India	Global Rank - India	Country Name			
BHARAT 1	2022		NA	NA	NA	NA	NA	NA
E-Government Development Index	2022		NA	NA	NA	NA	NA	NA
Ease of Doing Business	2021		NA	NA	NA	NA	NA	NA
Ease of Doing Business	2022		NA	NA	NA	NA	NA	NA
Gender Inequality Index	2021		NA	NA	NA	NA	NA	NA
Gender Inequality Index	2022		NA	NA	NA	NA	NA	NA
Global Multidimensional Poverty Index	2021		NA	NA	NA	NA	NA	NA

Figure 3-19

- Global Index Name
- Year
- Line Ministry/Department
- Global Score - India
- Global Rank – India
- Country Name
- Country Rank
- Gap In Score
- Click  to download report in Excels
- Click  to print report

4 User Manual

Line data entry user can view PPT user manual, doc user manual, and watch videos.

4.1 PPT User Manual List

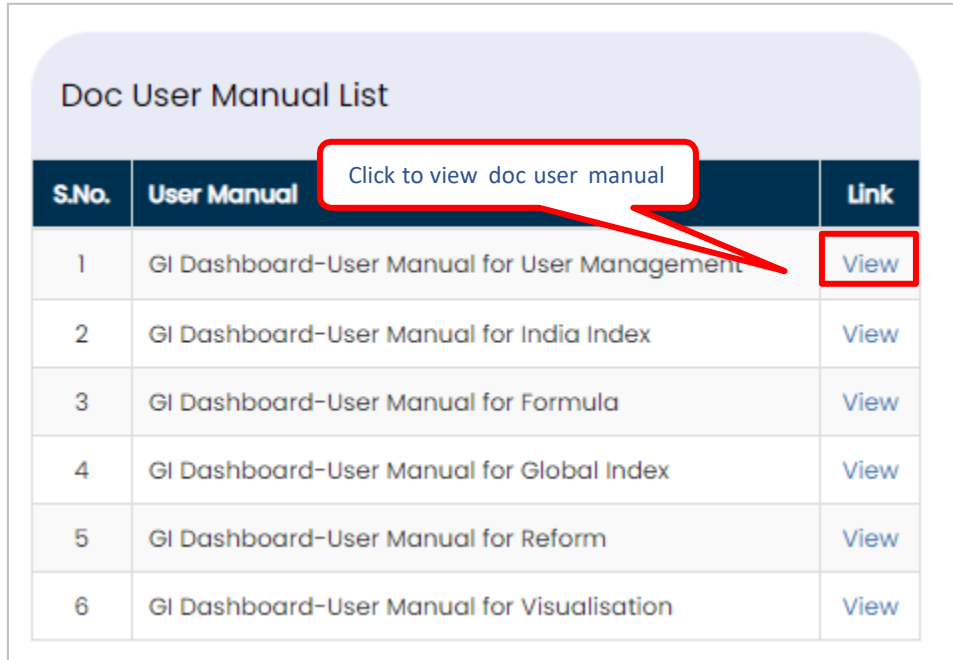
PPT User Manual List		
S.No.	User Manual	Link
1	User Management	View
2	Index Definition-India Index	View
3	Index Definition-India Index-Formula	View
4	Index Definition-Global Index	View
5	Index Definition-Reform	View
6	Visualization	View

Figure 4-1

PPT User Manual List will be displayed with following column headings;

- S.No.
- User Manual
- Link
 - Click [View](#) to view user manual

4.2 Doc User Manual List



S.No.	User Manual	Link
1	GI Dashboard-User Manual for User Management	View
2	GI Dashboard-User Manual for India Index	View
3	GI Dashboard-User Manual for Formula	View
4	GI Dashboard-User Manual for Global Index	View
5	GI Dashboard-User Manual for Reform	View
6	GI Dashboard-User Manual for Visualisation	View

Figure 4-2

Doc User Manual List will be displayed with following column headings;

- S.No.
- User Manual
- Link
 - Click [View](#) to view doc user manual

4.3 Videos

Videos			
S.No.	User Manual	Click to view doc user manual	Link
1	User Management		View
2	India Index (creation, mapping, data entry, approval) for both formula and manual		View
3	Formula		View
4	Global Index (creation, mapping, data entry, approval) for both formula and manual		View
5	Reform (creation, mapping, data entry , approval) for both formula and manual		View
6	Visuaization		View

Figure 4-3

Videos List will be displayed with following column headings;

- S.No.
- User Manual
- Link
 - Click [View](#) to view user manual video

5 Contact Support

Line data entry user can view helpdesk operation hours and contact details.

Contact Support

For any queries, you can connect in below given details:

Helpdesk Operation Hours	Contact Details
Monday - Friday (9:00 AM - 5:30 PM)	Email ID: helpdesk.girg@gov.in Contact Number: +91 11-23042714

Figure 5-1

For any queries, you can connect to following details:

- Email ID
- Contact Number

6 Support Ticket

Support Ticket will be introducing in GIRG Dashboard soon.