



NITI Aayog

National Institution for Transforming
India

Line View User

User Manual

Version 1.0

Revision History

Revision No.	Revision Date	Author	Approved Date	Approved By	Description

Table of Contents....

1	Introduction	4
2	Intended Audience.....	5
3	Login	6
4	Dashboard.....	9
5	Master Data Definition	14
5.1	Coordination Committee.....	14
5.1.1	Coordination Committee List	15
6	Reports.....	16
6.1	Compliance Report.....	16
6.1.1	Global Index Data Entry Compliance Report.....	16
6.1.2	India Index DE Compliance Report	18
6.1.3	India Index - Formula Compliance Report	19
6.1.4	India Index - Reform Action Compliance Report	21
6.1.5	Reform Data Entry Compliance Report	23
6.1.7	Index Config Compliance Report.....	25
6.1.8	Reform Area/Action Compliance Report	26
6.2	Progress Report.....	27
6.2.1	India Index Progress Report	27
6.2.2	Statewise Aggregate Reform Score Report.....	28
6.2.3	Detailed Reform Actions Report – Statewise.....	29
6.2.4	Global Index Progress Report	31
6.2.5	Global Index Progress Report – Comparative.....	33
7	User Manual	35
7.1	PPT User Manual List.....	35
7.2	Doc User Manual List.....	36
7.3	Videos	37
8	Contact Support	38

9	Support Ticket.....	39
---	---------------------	----

1 Introduction

The Government of India had decided that to measure and monitor India's performance on various social, economic and other parameters through internationally recognized Global Indices. The goal of this exercise are to use these Indices as tools for self-improvements and bring about reforms in the policies and processes of Government agencies and bring about reforms in the policies and processes of Government agencies and financial institutions while creating a conducive ecosystem for foreign and domestic investment flow.

Goals

- Driving reforms at the National and State level by ranking of States
- Promoting cooperative and competitive federalism
- Enhancing citizen service delivery, ease of living and ease of doing business

About the dashboard:

The dashboard is created to support the Government's decision to leverage the monitoring mechanism of select global indices to drive reforms and growth. The dashboard allows for monitoring of the parameters as per official data as well as the data source used by the publishing agency. The dashboard also allows for monitoring of performance of states and it also inculcates healthy competition among States/UTs through their scoring and ranking on these Indices and Reform Actions.

2 Intended Audience

This User Help Guide is exclusively developed for the use of Line view user. It explains the process of viewing coordination committee, generating reports, viewing user manuals, contact support, and support ticket. Care is taken to explain each function in detail!

3 Login

Enter GI Dashboard URL in the web browser address bar and press Enter key.

Login screen will be displayed.



NITI Aayog
National Institution for Transforming India
Government of India

Email ID *

Enter Email ID

Password *

Enter Password

Captcha *

Captcha Code

771CX7

Login

SSO with Parichay

Register

[Forgot Password?](#)

Click to logon to website

Click to view training material

Training Material

Contact Support

Click to view contact support

Copyright 2020 - Niti Aayog

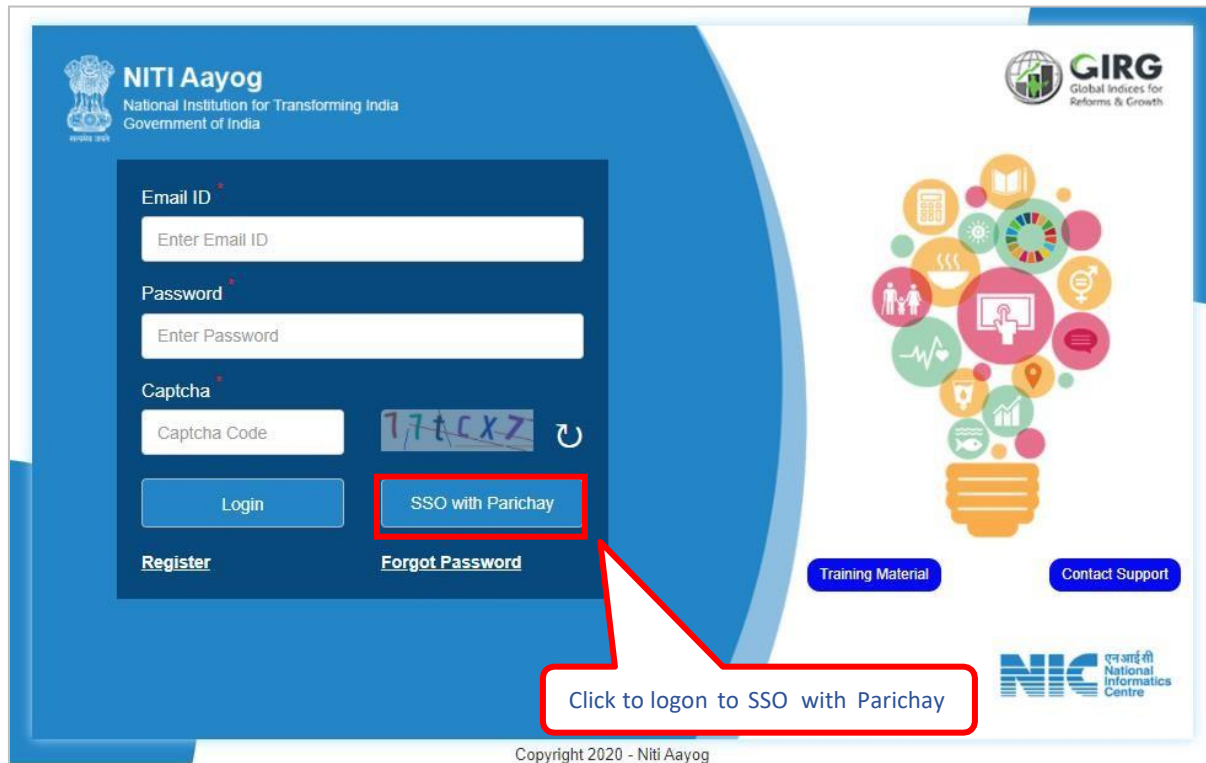
Figure 3-1

Enter following details:

- Email ID: Enter email ID
- Password: Enter password
- CAPTCHA: Enter CAPTCHA code as displayed
- Click [Login](#) button to logon to the GI Dashboard
- Click [Forgot Password?](#) link in case of forgotten password. Reset password link will be forwarded to your registered email id
- If you are a Non-LDAP user, you need to register through Registration page. Click [Register](#) link on Login screen. User Registration page will be displayed. Fill the registration form and submit. After successful submission and authentication, you can login using registered email id as Non-LDAP user.

- Click [Training Material](#) to view training material
- Click [Contact Support](#) to view contact support

For **Registration Through Parichay**, below process will have to be followed.



NITI Aayog
National Institution for Transforming India
Government of India

Email ID *

Enter Email ID

Password *

Enter Password

Captcha *

Captcha Code

777CXZ

Login

SSO with Parichay

[Register](#)

[Forgot Password](#)

Click to logon to SSO with Parichay

Training Material

Contact Support

NIC एन आई सी
National Informatics Centre

Copyright 2020 - Niti Aayog

- Click [SSO with Parichay](#) to logon to SSO with Parichay
- Provide NIC email id (.nic/.gov) and password in the below screen.





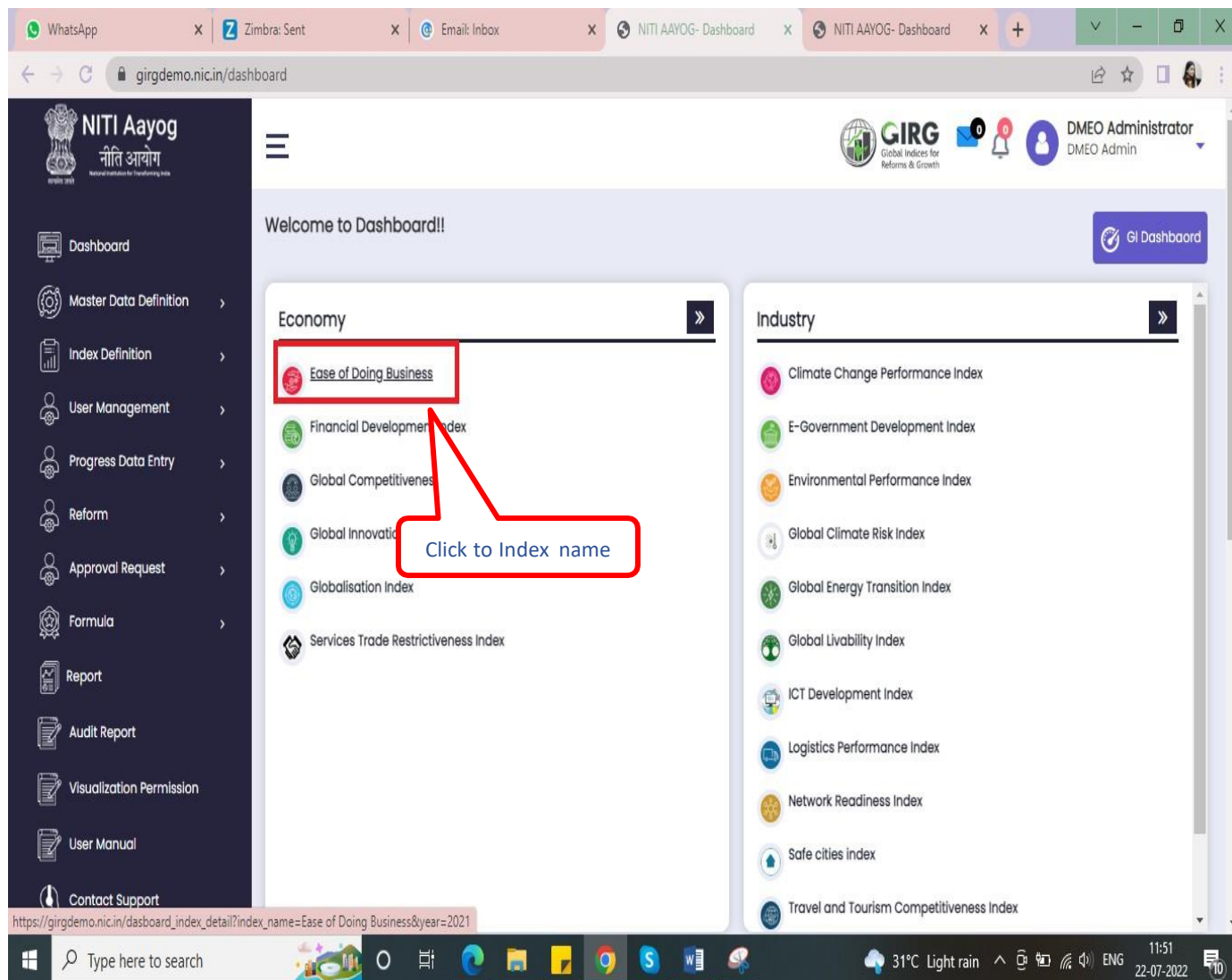
Figure 3-2

Enter following details:

- Enter Username
- Password: Enter password
- CAPTCHA: Enter CAPTCHA code as displayed
- Click  button to logon with SSO Parichay

4 Dashboard

➤ Index Hyperlink Details-



The screenshot displays the NITI Aayog Dashboard interface. On the left is a dark sidebar with navigation links: Dashboard, Master Data Definition, Index Definition, User Management, Progress Data Entry, Reform, Approval Request, Formula, Report, Audit Report, Visualization Permission, User Manual, and Contact Support. The main content area is titled 'Welcome to Dashboard!!' and features two panels: 'Economy' and 'Industry'. The 'Economy' panel lists several indices, with 'Ease of Doing Business' highlighted by a red box. A red arrow points from this box to a callout that says 'Click to Index name'. The 'Industry' panel lists a different set of indices. The top of the dashboard includes the NITI Aayog and GIRG logos, and the user is logged in as 'DMEO Administrator'. The browser's address bar shows the URL 'girdemo.nic.in/dashboard'.

Figure 4-1

- Click to Index name to check Index Details for India Index as well as Global Index-

Dashboard Index Details

Year

2021

Submit Reset

Click to download and Print

Dashboard Index Details

Download Print

S.No.	Year	Index Name	Type of Index	Responsible Nodal M/Ds	Total No of Line M/Ds	Total No. of Theme	No of Themes Configured	Total No. of Indicator	No. of Indicators(parameters/sub-parameters/sub-sub parameters) Configured	Global Publishing Agency	India's Global Rank	No. of Countries mapped
1	2021	Ease of Doing Business_india	India Index-Formula	Department for Promotion of Industry and Internal Trade	3	6	0	5	0	NA	NA	NA
2	2021	Ease of Doing Business	Global Index	Department for Promotion of Industry and Internal Trade	NA	0	10	0	37	1. World Bank Group	63	189

Figure 4-2

➤ Click  GI Dashboard to view GI Dashboard.



Figure 4-1

Dashboard screen will be displayed;

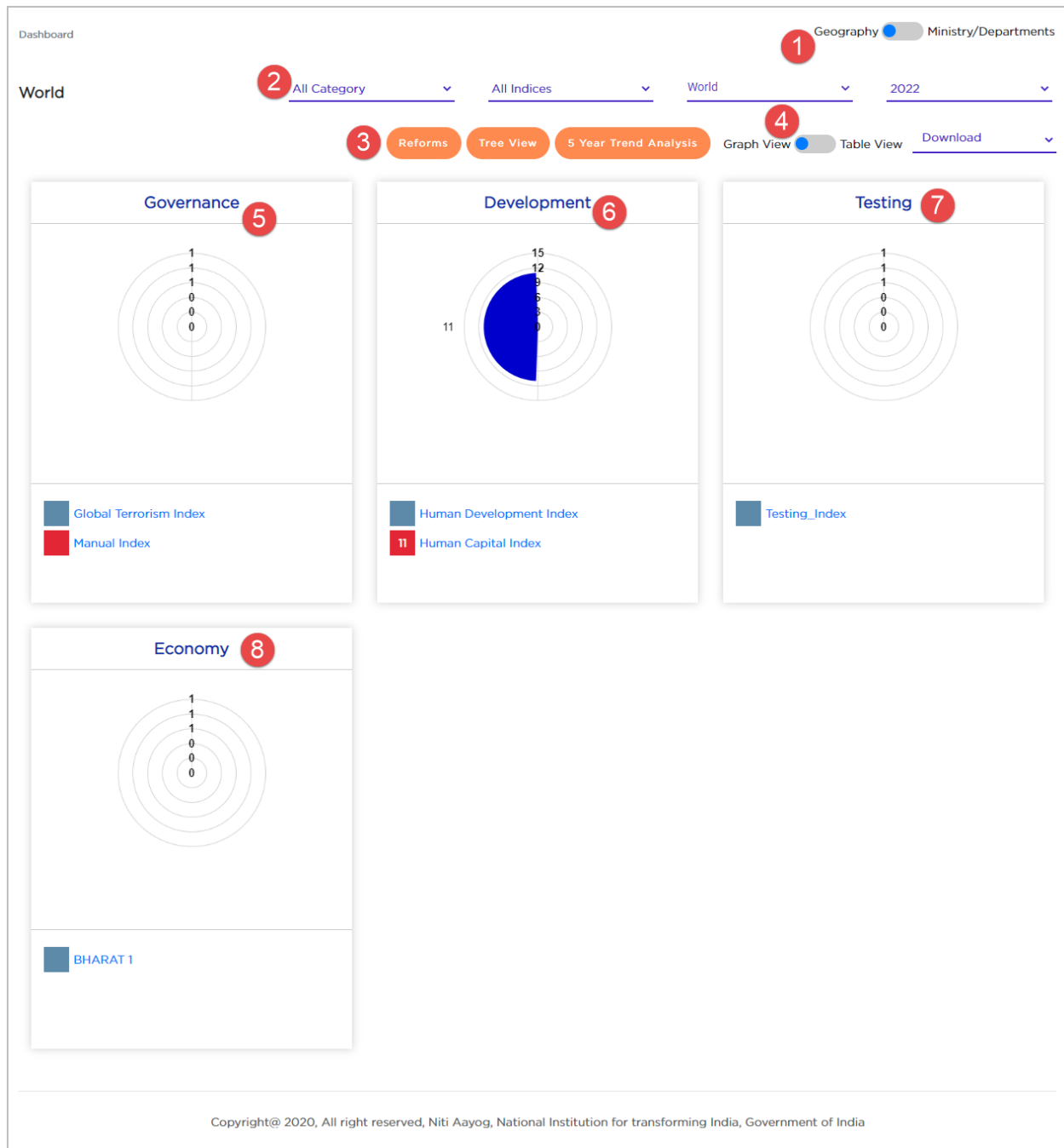












Figure 4-2

1	Click  to switch to Geography and Ministry/Departments
2	Line view user can search data by category, indices, world, year and or download to generate graph and table view of governance, development, testing, and economy.
3	<ul style="list-style-type: none"> Click  to view reforms Click  to see tree view Click  to view 5 year trend analysis
4	Click  to switch to graph view and table view
5	<p>Displays graph for governance;</p> <ul style="list-style-type: none"> Click  Global Terrorism Index to view global terrorism index Click  Manual Index to view manual index
6	<p>Displays graph for development;</p> <ul style="list-style-type: none"> Click  Human Development Index to view human development index
7	<p>Displays graph for testing;</p> <ul style="list-style-type: none"> Click  Testing_Index to view testing index
8	<p>Displays graph for economy;</p> <ul style="list-style-type: none"> Click  BHARAT 1 to view global index

5 Master Data Definition

Line view user can manage coordination committee, India index, and global index.

5.1 Coordination Committee

Path: Master Data Definition>> Coordination Committee

Click  on top right corner of Coordination Committee listing screen to expand search window;

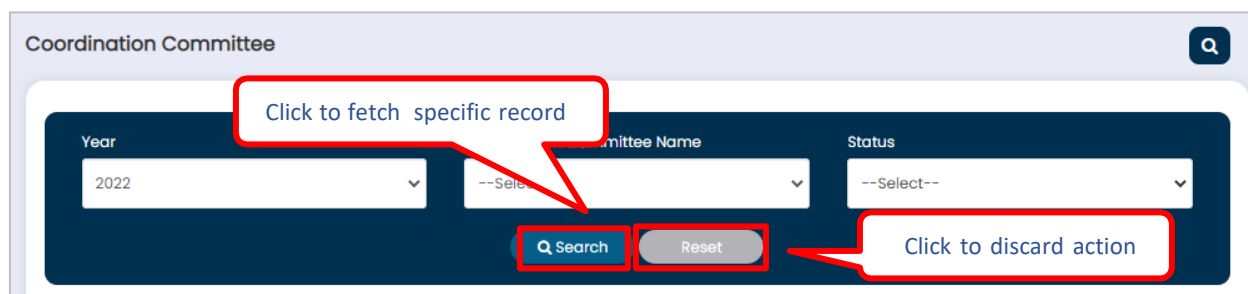
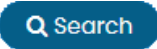

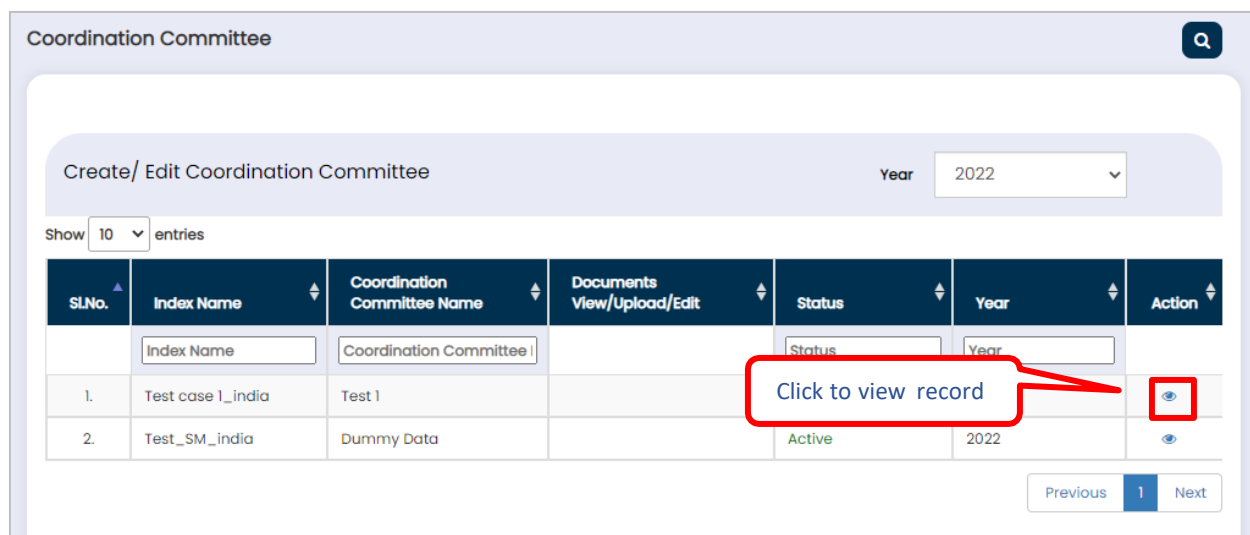


Figure 5-1

- You can search coordination committee records by year, coordination committee name, and or status
- Enter search criteria and click  button to fetch specific record.
- Click  to discard action.

5.1.1 Coordination Committee List



Coordination Committee records will be displayed with following column headings;



Coordination Committee


Create/ Edit Coordination Committee Year 2022

Show 10 entries

SLNo.	Index Name	Coordination Committee Name	Documents View/Upload/Edit	Status	Year	Action
1.	Test case 1_india	Test 1				Click to view record 
2.	Test_SM_india	Dummy Data		Active	2022	

Previous 1 Next

Figure 5-2

- Sl. No.
- Index Name
- Coordination Committee Name
- Document View/Upload/Edit
- Status
- Year
- Action
 - Click  (view) icon to view the record

6 Reports

Line view user can view compliance report and progress report.

6.1 Compliance Report

6.1.1 Global Index Data Entry Compliance Report

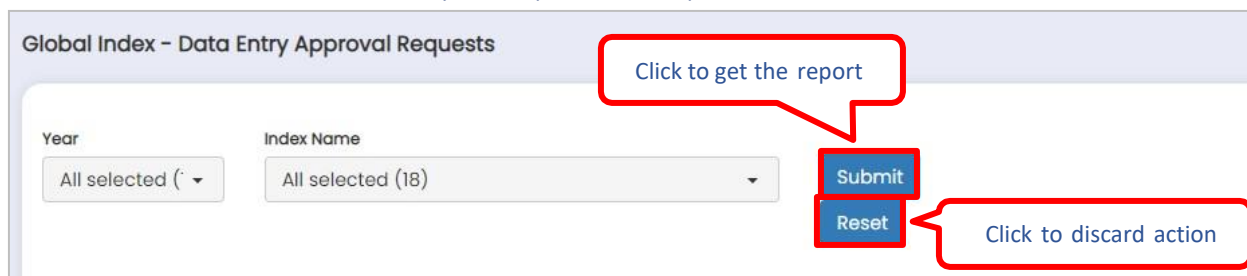
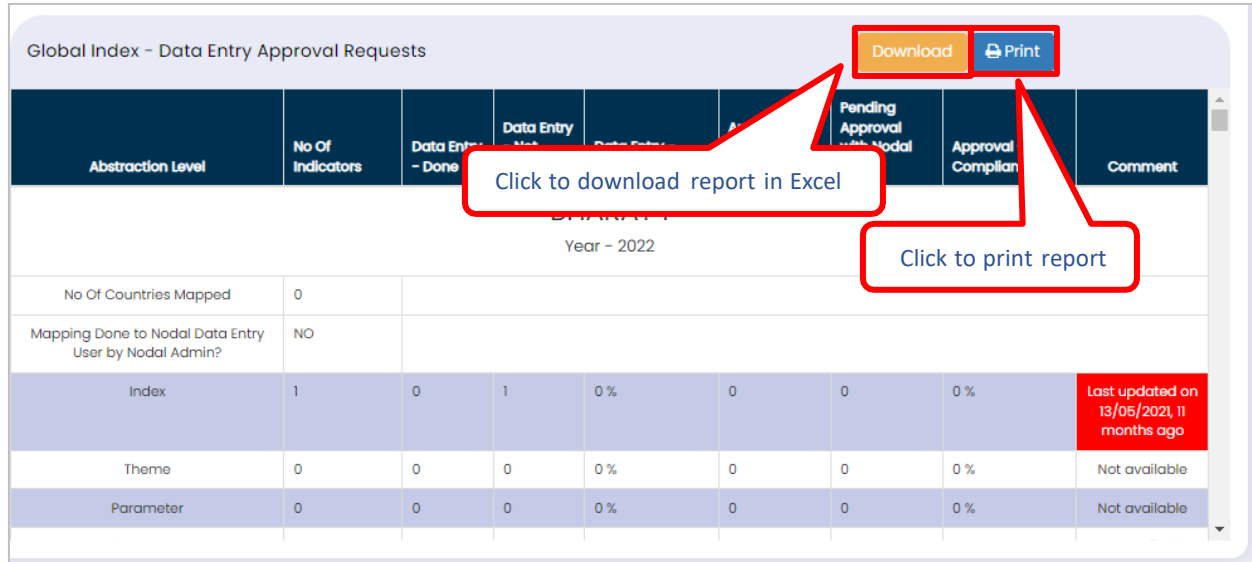


Figure 6-1



- You can get Global Index Data Entry Compliance Report by year and or index name
- Enter criteria and click **Submit** button to get report.
- Click **Reset** to discard action.

Report will be displayed with following column headings:



Abstraction Level	No Of Indicators	Data Entry - Done	Data Entry - Not Done	Data Entry - Compliance	Pending Approval with Nodal Officer	Approval - Compliance	Comment
Year - 2022							
No Of Countries Mapped	0						
Mapping Done to Nodal Data Entry User by Nodal Admin?	NO						
Index	1	0	1	0 %	0	0	0 %
Theme	0	0	0	0 %	0	0	0 %
Parameter	0	0	0	0 %	0	0	0 %

Figure 6-2

- Abstraction Level
- No Of Indicators
- Data Entry - Done
- Data Entry - Not Done
- Data Entry -Compliance
- Approval Done by Nodal Officer
- Pending Approval with Nodal Officer
- Approval - Compliance
- Comment
- Click  to download report in Excels
- Click  to print report

6.1.2 India Index DE Compliance Report

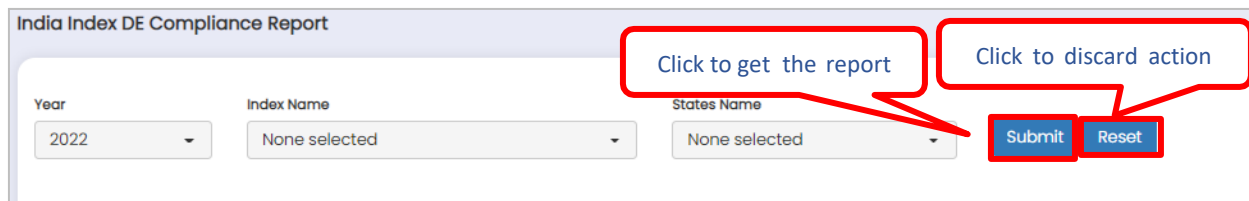


Figure 6-3

- You can get India Index DE Compliance Report by year, index name, and states name
- Enter criteria and click **Submit** button to get report.
- Click **Reset** to discard action.

Report will be displayed with following column headings:

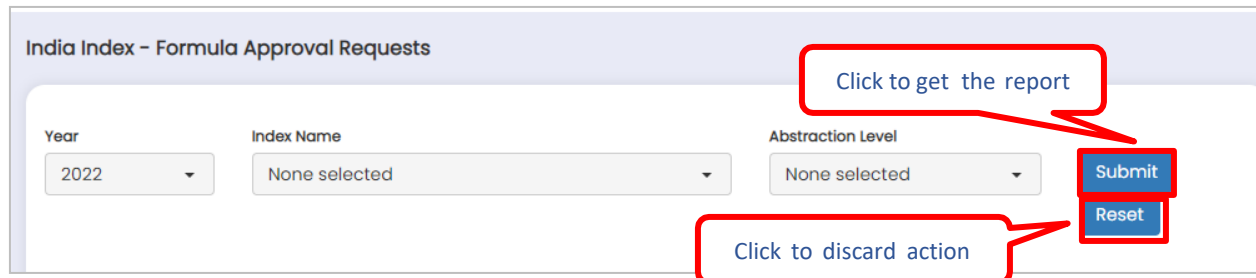


BHARAT 1_india					
Index mapped to Nodal Officer	No				
Index mapped to DMEO GI Admin	No				
Total Number of Lowest Childs	0				
Compliance on Index Mapping Activities					
State/UT	No of Lowest Child Mapped to State/UT	No of Lowest Child where User Mapping done to Line/State Admin	User Responsible for Mapping lowest child to Line /State Admin	No of Lowest Child where User Mapping done to Line/State Data Entry	User Responsible for Mapping lowest child to Line /State Data Entry User
Total	0	0		0	

Figure 6-4

- State/UT
- No of Lowest Child Mapped to State/UT
- No of Lowest Child where User Mapping done to Line/State Admin
- User Responsible for Mapping lowest child to Line /State Admin
- No of Lowest Child where User Mapping done to Line/State Data Entry
- User Responsible for Mapping lowest child to Line /State Data Entry User
- Click **Download** to download report in Excels
- Click **Print** to print report

6.1.3 India Index - Formula Compliance Report



India Index - Formula Approval Requests

Year: 2022 | Index Name: None selected | Abstraction Level: None selected

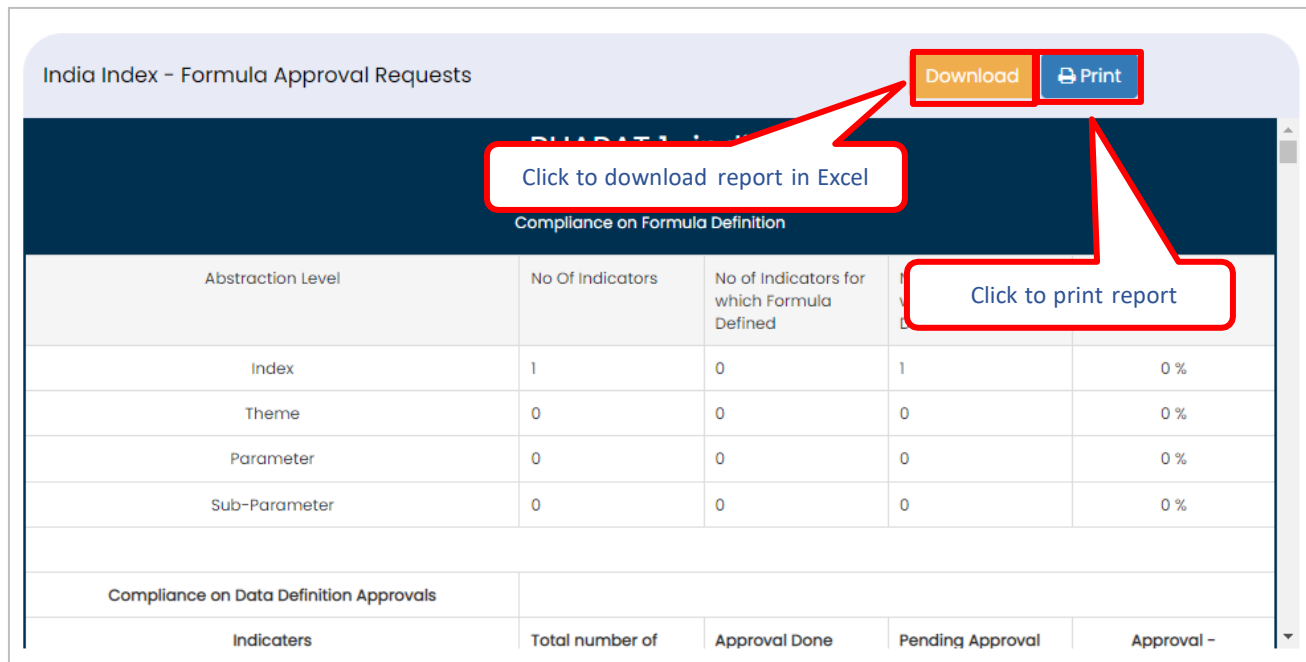
Buttons: Submit, Reset

Callouts: Click to get the report (pointing to Submit), Click to discard action (pointing to Reset)

Figure 6-5

- You can get India Index - Formula Compliance Report by year, index name, and or abstraction name
- Enter criteria and click **Submit** button to get report.
- Click **Reset** to discard action.

Report will be displayed with following column headings:



India Index - Formula Approval Requests

Download Print

Click to download report in Excel



Click to print report

Abstraction Level	No Of Indicators	No of Indicators for which Formula Defined		
Index	1	0	1	0 %
Theme	0	0	0	0 %
Parameter	0	0	0	0 %
Sub-Parameter	0	0	0	0 %

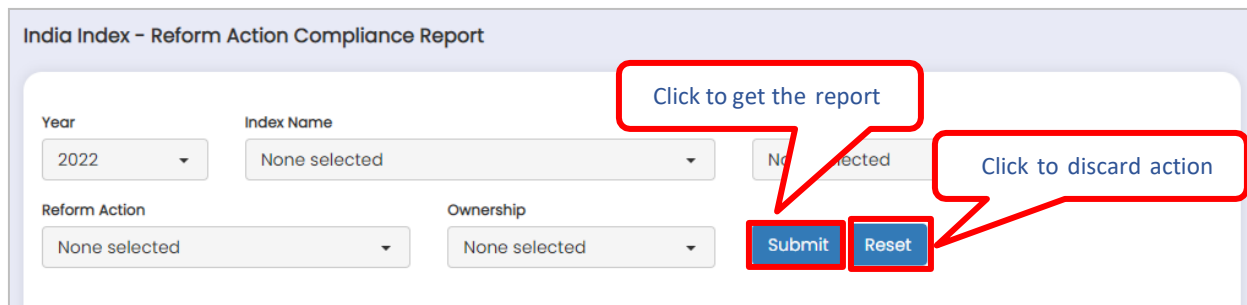
Compliance on Data Definition Approvals

Indicators	Total number of	Approval Done	Pending Approval	Approval -
------------	-----------------	---------------	------------------	------------

Figure 6-6

- Abstraction Level
- No Of Indicators
- No of Indicators for which Formula Defined
- No of Indicators for which Formula not Defined
- Formula - Compliance
- Click  to download report in Excels
- Click  to print report

6.1.4 India Index - Reform Action Compliance Report



India Index - Reform Action Compliance Report

Year: 2022

Index Name: None selected

Reform Action: None selected

Ownership: None selected

Submit Reset

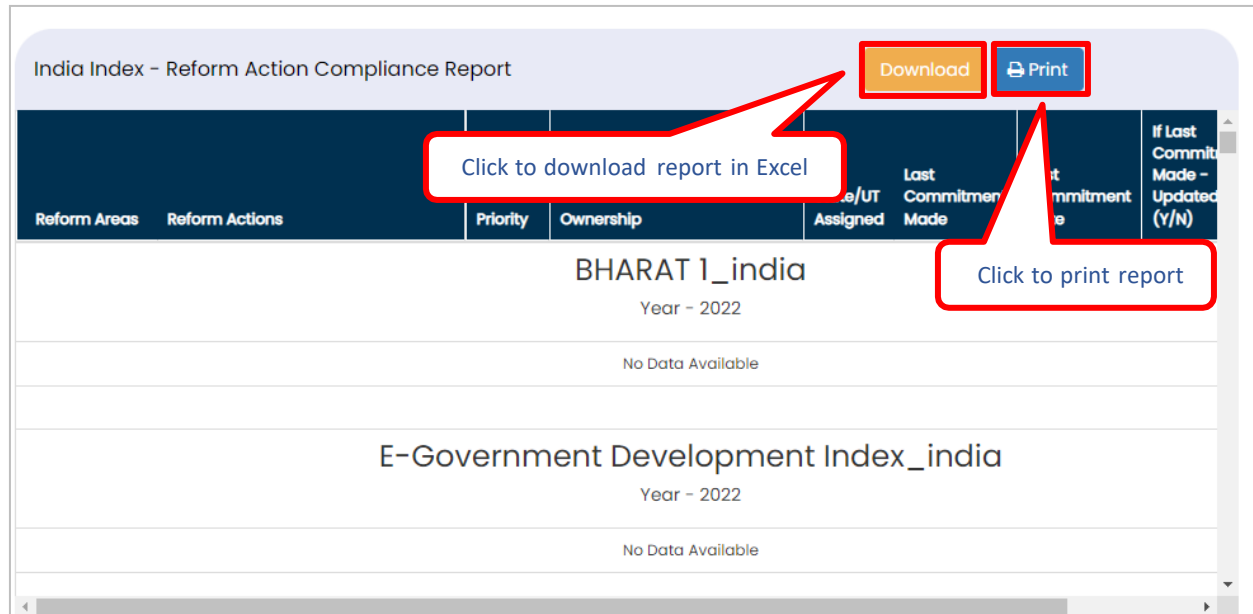
Click to get the report

Click to discard action

Figure 6-7



- You can get India Index - Reform Action Compliance Report by year, index name, reform area, reform action, and or ownership
- Enter criteria and click **Submit** button to get report.
- Click **Reset** to discard action.

Report will be displayed with following column headings:



Reform Areas	Reform Actions	Priority	Ownership	State/UT Assigned	Last Commitment Made	Last Commitment Date	If Last Commitment Made - Updated (Y/N)
BHARAT 1_india							
Year - 2022							
No Data Available							
E-Government Development Index_india							
Year - 2022							
No Data Available							



Figure 6-8

- Reform Areas
- Reform Actions
- Priority
- Ownership
- State/UT Assigned
- Last Commitment Made
- Last Commitment Date
- If Last Commitment Made - Updated (Y/N) Comment
- Click  to download report in Excels
- Click  to print report

6.1.5 Reform Data Entry Compliance Report





Figure 6-9

- You can get Reform Data Entry Compliance Report by year, index name and or ownership; If you select ownership as Nodal/Line, you need to select Ministry; If you select ownership as State, you need to select State Name;
- Enter criteria and click  button to get report.
- Click  to discard action.

Report will be displayed with following column headings:

Reform Data Entry Compliance							
						Download	Print
Click to download report in Excel							
Click to print report							
S.No	Year	Index Name	Total no of Reform Areas	Total no of Reform Actions	No of Reform Actions Mapped to Index Tree by Nodal Officer	Reform Actions to Index Tree Mapping Compliance	M/Ds
S.No	Year	Index Name	Total no of Reform Areas	Total no of Reform Actions	No of Reform Actions Mapped to Index Tree by Nodal Officer	Reform Actions to Index Tree Mapping Compliance	M/Ds

Figure 6-10

- S.No.
- Year
- Index Name
- Total no of Reform Areas
- Total no of Reform Actions
- No of Reform Actions Mapped to Index Tree by Nodal Officer
- Reform Actions to Index Tree Mapping Compliance
- M/Ds
- Click  to download report in Excels
- Click  to print report

6.1.6 Index Config Compliance Report

Index Config Compliance Report

Year

2022

Index Name

None selected

Submit

Reset

- You can get Index Config Compliance Report by organization type and organization name
- Enter criteria and click **Submit** button to get report.
- Click **Reset** to discard action.

Report will be displayed with following column headings:

Index Config Compliance Report

Year

2022

Index Name

2022-Financial Development Index

Submit

Reset

Index Config Compliance Report

Download

Print

Configuration Part												
S.No.	Year	Index Name	Type of Index	Responsible Nodal Ministry	Responsible Line Ministry	Total No. of Line M/Ds	Compliance of Line M/Ds	Formula(Index) added	Total no. of Themes	No of Themes Configured	Theme Configuration Compliance	Formula(theme) added
1	2022	Financial Development Index	Global Index	1. Department of Economic Affairs	NA	NA	NA	NA	0	2	0.00 %	NA

6.1.7 Reform Area/Action Compliance Report

Reform Area/Action Compliance Report

Year: Index Name:

- You can Reform Area/Action Compliance Report by organization type and organization name
- Enter criteria and click button to get report.
- Click to discard action.

Report will be displayed with following column headings:

Reform Area/Action Compliance Report

Year: Index Name:

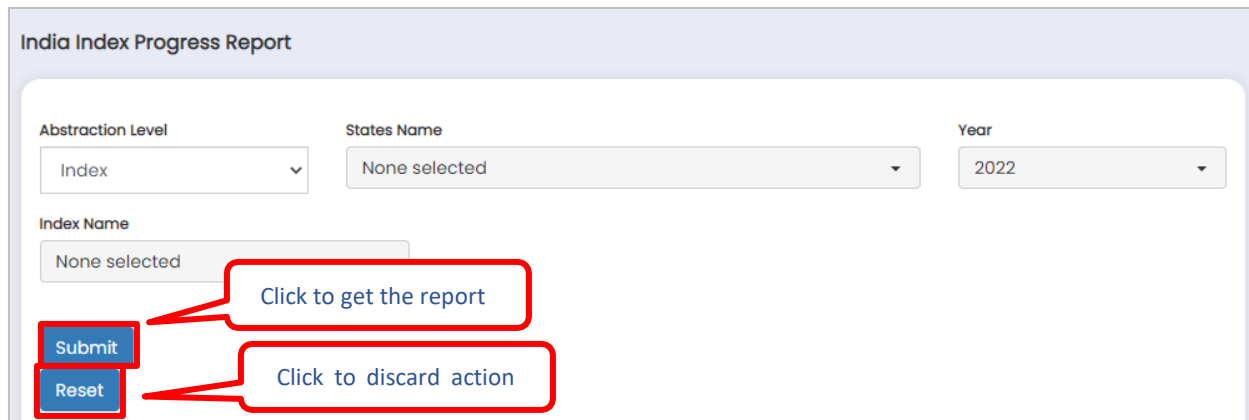
Reform Area/Action Compliance Report

Click to download and print report in Excel

S.No.	Year	Index	Theme	Parameter Name	Type (Para/Sub-Para)	Responsible M/Ds Name (N/L)	Number of Responsible M/Ds (N/L)	Reform Area Specified (Mapped)	Reform Action Specified (Mapped)	Targets Completion Date entered number	Targets Completion Date Compliant
1	2021	E-Government Development Index_india	Human Capital Index	NA	NA	1. Ministry of Electronics and Information Technology (Nodal) 2. Department of School Education and Literacy (Line)	2	4	25	25	100 %

6.2 Progress Report

6.2.1 India Index Progress Report



India Index Progress Report

Abstraction Level: Index

States Name: None selected

Year: 2022

Index Name: None selected

Submit: Click to get the report

Reset: Click to discard action

Figure 6-11

- You can get India Index Progress Report by abstraction level, states name, year, and or index name
- Enter criteria and click **Submit** button to get report.
- Click **Reset** to discard action.

6.2.2 Statewise Aggregate Reform Score Report

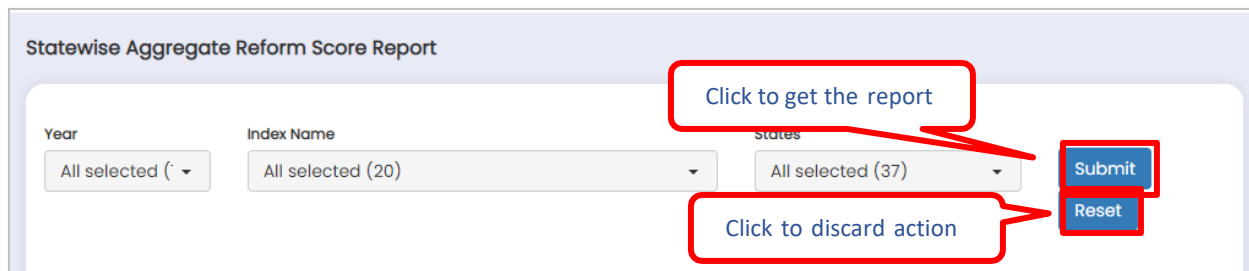


Figure 6-12

- You can get Statewise Aggregate Reform Score Report by year, index name, and or states
- Enter criteria and click **Submit** button to get report.
- Click **Reset** to discard action.



Report will be displayed with following column headings:



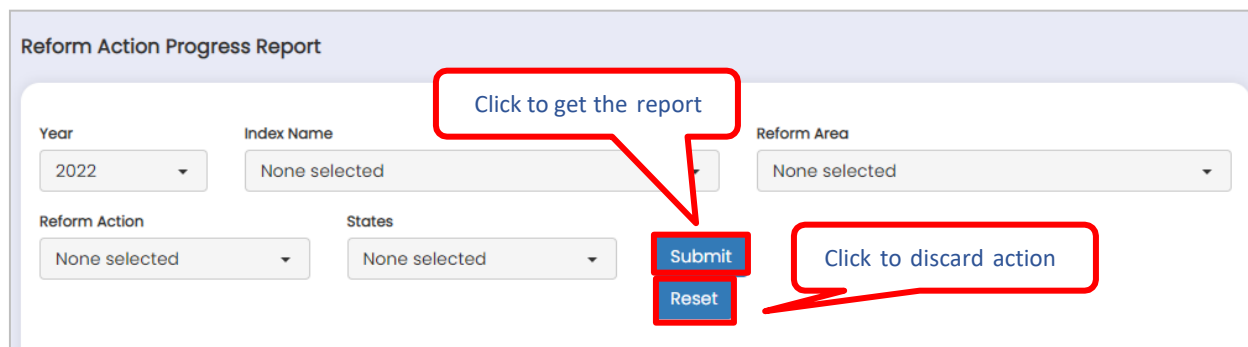
States/UT	No of Reform Actions Assigned	No of Reform Actions for which Progress Update Done	Progress Update Compliance	Total Reform Score	Rank
E-Government Development Index_india					

Figure 6-13

- States/UT
- No of Reform Actions Assigned
- No of Reform Actions for which Progress Update Done
- Progress Update Compliance
- Total Reform Score
- Rank

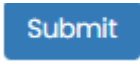

- Click  to download report in Excels
- Click  to print report

6.2.3 Detailed Reform Actions Report – Statewise



The screenshot shows a web form titled "Reform Action Progress Report". It contains several dropdown menus: "Year" (set to 2022), "Index Name" (None selected), "Reform Area" (None selected), "Reform Action" (None selected), and "States" (None selected). At the bottom right, there are two buttons: "Submit" and "Reset". Red callout boxes with arrows point to these buttons. One callout points to the "Submit" button with the text "Click to get the report". Another callout points to the "Reset" button with the text "Click to discard action".


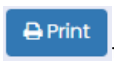
Figure 6-14

- You can get Detailed Reform Actions Report – Statewise by year, index name, reform area, reform action, and or states
- Enter criteria and click  button to get report.
- Click  to discard action.

Report will be displayed with following column headings:



Figure 6-15

- Refrom Area
- Reform Actions
- Theme/ Parameter Linked to Reform Action
- Priority
- Target Completion Date
- States/UT
- Reform Action Progress Status
- Comment
- Click  to download report in Excels
- Click  to print report

6.2.4 Global Index Progress Report

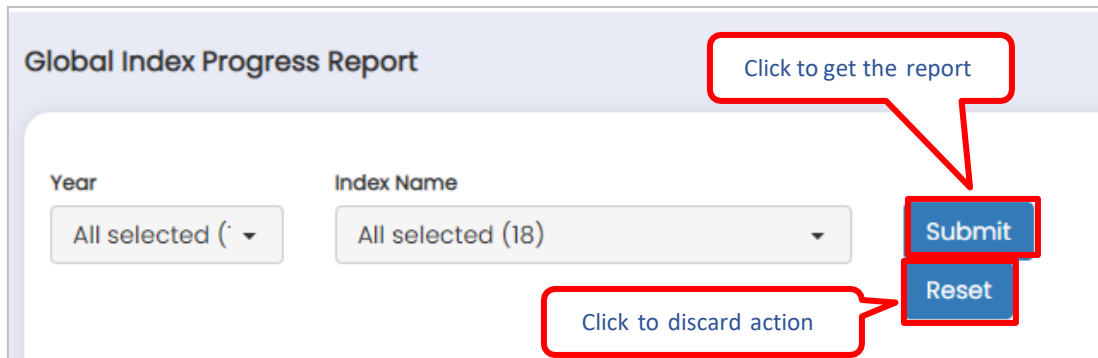


Figure 6-16

- You can get Global Index Progress Report by year and or index name
- Enter criteria and click **Submit** button to get report.
- Click **Reset** to discard action.

Report will be displayed with following column headings:

Global Index Progress Report

[Download](#) [Print](#)

Click to download report in Excel

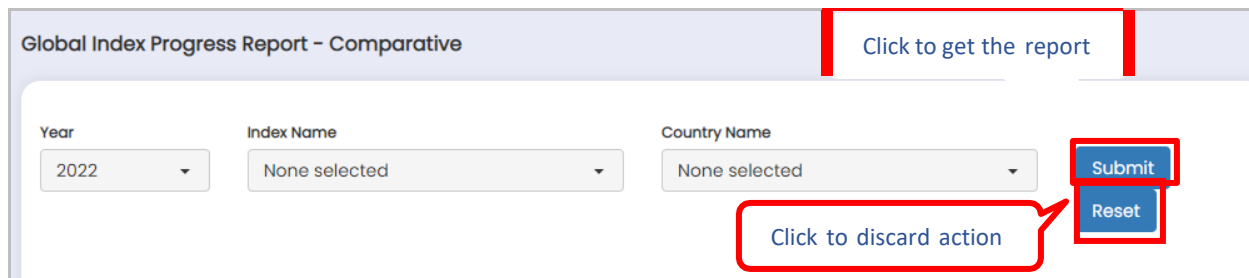
Click to print report

Global Index Name	Year	Nodal Ministry/Department	Global Score - India	Global Rank - India	(%)	Year
BHARAT 1	2022		NA	NA	NA	NA
E-Government Development Index	2022		NA	NA	NA	NA
Ease of Doing Business	2021		NA	NA	NA	NA
Ease of Doing Business	2022		NA	NA	NA	NA
Gender Inequality Index	2021		NA	NA	NA	NA
Gender Inequality Index	2022		NA	NA	NA	NA
Global Multidimensional Poverty Index	2021		NA	NA	NA	NA

Figure 6-17

- Global Index Name
- Year
- Nodal Ministry/Department
- Global Score - India
- Global Rank – India
- Improvement in score from Last Year (%)
- Change in Rank from Last Year
- Click [Download](#) to download report in Excels
- Click [Print](#) to print report

6.2.5 Global Index Progress Report – Comparative



Global Index Progress Report - Comparative

Click to get the report

Year: 2022

Index Name: None selected

Country Name: None selected

Submit

Reset

Click to discard action

Figure 6-18

- You can get Global Index Progress Report by year, index name, and country name
- Enter criteria and click **Submit** button to get report.
- Click **Reset** to discard action.

Report will be displayed with following column headings:

Global Index Progress Report

Download Print

Global Index Comparative

Click to download report in Excel

Click to print report

Global Index Name	Year	Nodal Ministry/Department	Global Score - India	Global Rank - India	Country Name			
BHARAT 1	2022		NA	NA	NA	NA	NA	NA
E-Government Development Index	2022		NA	NA	NA	NA	NA	NA
Ease of Doing Business	2021		NA	NA	NA	NA	NA	NA
Ease of Doing Business	2022		NA	NA	NA	NA	NA	NA
Gender Inequality Index	2021		NA	NA	NA	NA	NA	NA
Gender Inequality Index	2022		NA	NA	NA	NA	NA	NA
Global Multidimensional Poverty Index	2021		NA	NA	NA	NA	NA	NA

Figure 6-19

- Global Index Name
- Year
- Nodal Ministry/Department
- Global Score - India
- Global Rank – India
- Country Name
- Country Rank
- Gap In Score
- Gap In Rank
- Click  to download report in Excels
- Click  to print report

7 User Manual

Line view user can view PPT user manual, doc user manual, and watch videos.

7.1 PPT User Manual List

PPT User Manual List		
S.No.	User Manual	Link
1	User Management	View
2	Index Definition-India Index	View
3	Index Definition-India Index-Formula	View
4	Index Definition-Global Index	View
5	Index Definition-Reform	View
6	Visualization	View

Figure 7-1

PPT User Manual List will be displayed with following column headings;

- S.No.
- User Manual
- Link
 - Click [View](#) to view user manual

7.2 Doc User Manual List

Doc User Manual List		
S.No.	User Manual	Link
1	GI Dashboard-User Manual for User Management	View
2	GI Dashboard-User Manual for India Index	View
3	GI Dashboard-User Manual for Formula	View
4	GI Dashboard-User Manual for Global Index	View
5	GI Dashboard-User Manual for Reform	View
6	GI Dashboard-User Manual for Visualisation	View

Figure 7-2

Doc User Manual List will be displayed with following column headings;

- S.No.
- User Manual
- Link
 - Click [View](#) to view doc user manual

7.3 Videos

Videos			
S.No.	User Manual	Click to view doc user manual	Link
1	User Management		View
2	India Index (creation, mapping, data entry, approval) for both formula and manual		View
3	Formula		View
4	Global Index (creation, mapping, data entry, approval) for both formula and manual		View
5	Reform (creation, mapping, data entry , approval) for both formula and manual		View
6	Visuaization		View

Figure 7-3

Videos List will be displayed with following column headings;

- S.No.
- User Manual
- Link
 - Click [View](#) to view user manual video

8 Contact Support

Line view user can view helpdesk operation hours and contact details.

Contact Support

For any queries, you can connect in below given details:

Helpdesk Operation Hours	Contact Details
<p>Monday - Friday (9:00 AM - 5:30 PM)</p>	<p>Email ID: helpdesk.girg@gov.in</p> <p>Contact Number: +91 11-23042714</p>

Figure 8-1

For any queries, you can connect to following details:

- Email ID
- Contact Number

9 Support Ticket

Support Ticket will be introducing in GIRG Dashboard soon.